

Factsheet

FEBRUARY 2024

NAVI NASDAQ 100 FUND OF FUND



NAVI NASDAQ 100 FUND OF FUND

An open-ended fund of fund investing in units of overseas ETF's and/or Index Fund based on NASDAQ 100 Index.

This product is suitable for investors who are seeking*

- Capital appreciation over the long term
- Return that corresponds generally to the performance of NASDAQ 100 Index, subject to tracking error

Riskometer



Investors understand that their principal will be at Very High risk

**Benchmark Riskometer
NASDAQ 100 Index**



Investors understand that their principal will be at Very High risk

*Investors should consult their financial advisers if in doubt about whether the product is suitable for them.

Mutual Fund investments are subject to market risks, read all scheme related documents carefully.



Toll free : 1800 103 8999



mf@navi.com

Fund Manager: An employee of the asset management company such as a mutual fund or life insurer, who manages investments of the scheme. He is usually part of a larger team of fund managers and research analysts.

Application Amount for Fresh Subscription: This is the minimum investment amount for a new investor in a mutual fund scheme.

Minimum Additional Amount: This is the minimum investment amount for an existing investor in a mutual fund scheme.

Yield to Maturity: The Yield to Maturity or the YTM is the rate of return anticipated on a bond if held until maturity. YTM is expressed as an annual rate. The YTM factors in the bond's current market price, par value, coupon interest rate and time to maturity.

SIP: SIP or systematic investment plan works on the principle of making periodic investment of a fixed sum. It works similar to a recurring bank deposit. For instance, an investor may opt for an SIP that invests Rs. 500 every 15th of the month in an equity fund for a period of three years.

NAV: The NAV or the net asset value is the total asset value per unit of the mutual fund after deducting all related and permissible expenses. The NAV is calculated at the end of every business day. It is the value at which the investor enters or exits the mutual fund.

Benchmark: A group of securities, usually a market index, whose performance is used as a standard or benchmark to measure investment performance of mutual funds, among other investments. Some typical benchmarks include the Nifty, Sensex, BSE200, BSE500, 10-year Gsec.

Entry Load: A mutual fund may have a sales charge or load at the time of entry and/or exit to compensate the distributor/agent.

Entry load is charged at the time an investor purchases the units of a mutual fund. The entry load is added to the prevailing NAV at the time of investment. For instance, if the NAV is Rs. 100 and the entry load is 1%, the investor will enter the fund at Rs. 101.

Note: SEBI, vide circular dated June 30, 2009 has abolished entry load and mandated that the upfront commission to distributors will be paid by the investor directly to the distributor, based on his assessment of various factors including the service rendered by the distributor.

Exit Load: Exit load is charged at the time an investor redeems the units of a mutual fund. The exit load is deducted from the prevailing NAV at the time of redemption. For instance, if the NAV is Rs. 100 and the exit load is 1%, the redemption price would be Rs. 99 per unit.

Modified Duration: Modified duration is the price sensitivity and the percentage change in price for a unit change in yield.

Standard Deviation: Standard Deviation is a statistical measure of the range of an investment's performance. When a mutual fund has a high standard deviation, it means its range of performance is wide, implying greater volatility.

Sharpe Ratio: The Sharpe Ratio, named after its founder, the Nobel Laureate William Sharpe, is a measure of risk-adjusted returns. It is calculated using standard deviation and excess return to determine reward per unit of risk.

Beta: Beta is a measure of an investment's volatility vis-à-vis the market. Beta of less than 1 means that the security will be less volatile than the market. A beta of greater than 1 implies that the security's price will be more volatile than the market.

AUM: AUM or assets under management refers to the recent/ updated cumulative market value of investments managed by a mutual fund or any investment firm.

Holdings: The holdings or the portfolio is a mutual fund's latest or updated reported statement of investments/ securities. These are usually displayed in terms of percentage to net assets or the rupee value or both. The objective is to give investors an idea of where their money is being invested by the fund manager.

Nature of Scheme: The investment objective and underlying investments determine the nature of the mutual fund scheme. For instance, a mutual fund that aims at generating capital appreciation by investing in stock markets is an equity fund or growth fund. Likewise, a mutual fund that aims at capital preservation by investing in debt markets is a debt fund or income fund. Each of these categories may have sub-categories.

Rating Profile: Mutual funds invest in securities after evaluating their creditworthiness as disclosed by the ratings. A depiction of the mutual fund in various investments based on their ratings becomes the rating profile of the fund. Typically, this is a feature of debt funds.

Portfolio Turnover: Portfolio Turnover is a measure of how frequently assets within a fund are bought and sold by the managers.

R-Squared: R-Squared is a statistical measure that represents the percentage of a fund or security's movements that can be explained by movements in a benchmark index.

Average Maturity: In a mutual fund containing debt securities, Average Maturity is the average amount of time until the debt securities mature.

Portfolio Yield: Portfolio Yield is computed by determining the cash flows for the portfolio and determining the interest rate that will make the present value of the cash flows equal to the market value of the portfolio.

Total Expense Ratio: Weighted Average i.e. Total Expense of the month / average Asset / number of days in month * days in a year.

Macaulay Duration

The Macaulay duration is the weighted average term to maturity of the cash flows from a bond. It is the measure of bonds sensitivity to interest rate changes. The weight of each cash flow is determined by dividing the present value of the cash flow by the price. Macaulay duration can be calculated:

$$\text{Macaulay Duration} = \frac{\sum_{t=1}^n \frac{t * C}{(1+y)^t} + \frac{n * M}{(1+y)^n}}{\text{Current Bond Price}}$$

Where:

t = respective time period

C = periodic coupon payment

y = periodic yield

n = total number of periods

M = maturity value

Current Bond Price = Present value of cash flows

Example Calculation

The calculation of Macaulay duration is straightforward. Assume there is a bond priced at ₹ 1,000 that pays a 6% coupon and matures in six years available at a Yield to Maturity (YTM) of 6%. The bond pays the coupon once a year, and pays the principal on the final payment. Given this, the following cash flows are expected over the next six years.

Cash Flow					
Year 1	Year 2	Year 3	Year 4	Year 5	Year 6
₹ 60	₹ 60	₹ 60	₹ 60	₹ 60	₹ 60

With the periods and the cash flows known, a discount factor must be calculated for each period. This is calculated as $1 / (1 + r)^n$, where r is the interest rate and n is the period number in question. Thus the discount factors would be,

Discount Factor					
Year 1	Year 2	Year 3	Year 4	Year 5	Year 6
0.9434	0.8900	0.8396	0.7921	0.7473	0.7050

Next, multiply the year's cash flow by the year number and by its corresponding discount factor to find the present value of the cash flow.

Period	Present value formula	Present Value
Year 1	1 * ₹ 60 * 0.9434	₹ 56.60
Year 2	2 * ₹ 60 * 0.8900	₹ 106.80
Year 3	3 * ₹ 60 * 0.8396	₹ 151.13
Year 4	4 * ₹ 60 * 0.7921	₹ 190.10
Year 5	5 * ₹ 60 * 0.7473	₹ 224.18
Year 6	6 * ₹ 1,060 * 0.7050	₹ 4,483.55

Sum these values = ₹ 5,212.36 = numerator Current Bond Price = sum of PV Cash Flows = $60 / (1 + 6\%)^1 + 60 / (1 + 6\%)^2 + \dots + 1060 / (1 + 6\%)^6 = ₹ 1,000$ = denominator Macaulay duration = $₹ 5,212.36 / ₹ 1,000 = 5.21$ A coupon paying bond will always have its duration less than its time to maturity. In the example above, the duration of 5.21 years is less than the time to maturity of 6 years.

Sr No.	Name of existing scheme(s)	SEBI Classifications
A. Other Schemes :		
1	Navi Nifty 50 Index Fund	Index Fund
2	Navi Nifty Next 50 Index Fund	Index Fund
3	Navi Nifty Bank Index Fund	Index Fund
4	Navi US Total Stock Market Fund of Fund	Fund of Funds - Overseas
5	Navi Nifty Midcap 150 Index fund Index Fund	Index Fund
6	Navi NASDAQ 100 Fund of Fund	Fund of Funds - Overseas
7	Navi Nifty India Manufacturing Index Fund	Index Fund
8	Navi ELSS Tax Saver Nifty 50 Index Fund	Index Fund
9	Navi Nifty 50 ETF Fund	Index Fund
10	Navi S&P BSE Sensex Index Fund	Index Fund

Statutory Details

Sponsor: Navi MF Sponsor Private Limited. (Formerly known as Anmol Como Brokign Private Limited)

Trustee: Navi Trustee Limited,

CIN - U65990WB2009PLC134536

Investment Manager: Navi AMC Limited

CIN - U65990KA2009PLC165296

Toll free number if any: 1800 103 8999

Website: <https://navi.com/mutual-fund>

Email id for investor care: mf@navi.com

Navi Nifty 50 Index Fund

An open ended scheme replicating/
tracking Nifty 50 index.



Investment Objective

The investment objective of the scheme is to achieve return equivalent to Nifty 50 Index by investing in stocks of companies comprising Nifty 50 Index, subject to tracking error. However, there is no assurance or guarantee that the investment objective of the scheme will be achieved. The scheme does not assure or guarantee any returns.



Fund Manager

*Mr. Aditya Mulki is managing this fund w.e.f. 18th March, 2022.

*Mr. Aditya Mulki manages 15 schemes of Navi Mutual fund

Mr. Ashutosh Shirwaikar as a co fund manager is managing this fund w.e.f. 01st August, 2023



Scheme Details

Inception Date (Date of Allotment): 15 July, 2021

Benchmark: Nifty 50 TRI

Minimum Application Amount: ₹ 10/- and in multiples of ₹ 1/- thereafter

Load Structure: Entry Load : NIL | Exit Load : NIL

Asset Allocation Pattern: Equity and equity related securities covered by Nifty 50 Index : 95% to 100%
Debt and Money Market Instruments: 0% to 5%

Total Expense Ratio (TER)*: Regular Plan: 0.26% | Direct Plan: 0.06%

Portfolio Turnover Ratio (Times): 0.13%

- Above TER includes additional expenses but excludes GST. For TER inclusive of GST please refer to page no. 25

Expense structure for Direct & Regular Plan may vary.



Net Asset Value (NAV)

as on February 29, 2024 (in) (Last Business Day Of The Month)

Scheme **NAV (in Rs.)**

Direct Plan - Growth Option ----- 14.1336

Regular Plan - Growth Option----- 14.0570



Fund Size

(as on February 29, 2024)

AUM: ₹ 1529.14 Crs | **Monthly Average AUM:** ₹ 1503.17 Crs

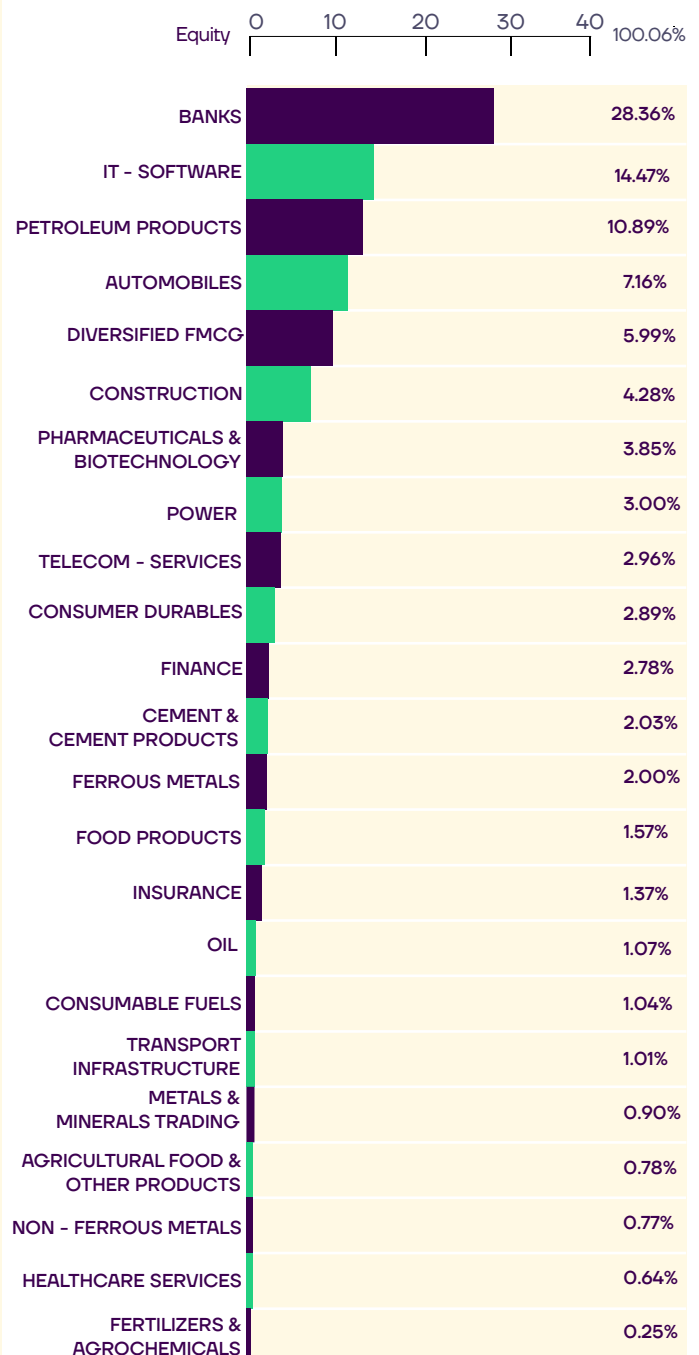


Tracking Error

(Annualised as on February 29, 2024)

Tracking Error	Tracking Difference
0.0500%	-0.2000%

Industry Allocation Equity (%)



Portfolio Holdings as on 29 February, 2024

Portfolio Holdings	Sector	% of Net Assets	Portfolio Holdings	Sector	% of Net Assets
EQUITY SHARES					
* HDFC BANK LIMITED	BANKS	10.98%	BAJAJ AUTO LIMITED	AUTOMOBILES	0.93%
* RELIANCE INDUSTRIES LIMITED	PETROLEUM PRODUCTS	10.29%	ADANI ENTERPRISES LIMITED	METALS & MINERALS TRADING	0.90%
* ICICI BANK LIMITED	BANKS	7.68%	BAJAJ FINSERV LIMITED	FINANCE	0.90%
* INFOSYS LIMITED	IT - SOFTWARE	6.22%	GRASIM INDUSTRIES LIMITED	CEMENT & CEMENT PRODUCTS	0.84%
* TATA CONSULTANCY SERVICES LIMITED	IT - SOFTWARE	4.32%	TECH MAHINDRA LIMITED	IT - SOFTWARE	0.83%
* LARSEN & TOUBRO LIMITED	CONSTRUCTION	4.28%	CIPLA LIMITED	PHARMACEUTICALS & BIOTECHNOLOGY	0.81%
* ITC LIMITED	DIVERSIFIED FMCG	3.75%	DR. REDDY'S LABORATORIES LIMITED	PHARMACEUTICALS & BIOTECHNOLOGY	0.81%
* AXIS BANK LIMITED	BANKS	3.11%	JSW STEEL LIMITED	FERROUS METALS	0.79%
* STATE BANK OF INDIA	BANKS	2.99%	TATA CONSUMER PRODUCTS LIMITED	AGRICULTURAL FOOD & OTHER PRODUCTS	0.78%
* BHARTI AIRTEL LIMITED	TELECOM - SERVICES	2.96%	HINDALCO INDUSTRIES LIMITED	NON - FERROUS METALS	0.77%
KOTAK MAHINDRA BANK LIMITED	BANKS	2.59%	WIPRO LIMITED	IT - SOFTWARE	0.76%
HINDUSTAN UNILEVER LIMITED	DIVERSIFIED FMCG	2.24%	SBI LIFE INSURANCE COMPANY LIMITED	INSURANCE	0.73%
BAJAJ FINANCE LIMITED	FINANCE	1.88%	APOLLO HOSPITALS ENTERPRISE LIMITED	HEALTHCARE SERVICES	0.64%
HCL TECHNOLOGIES LIMITED	IT - SOFTWARE	1.83%	HDFC LIFE INSURANCE COMPANY LIMITED	INSURANCE	0.64%
MAHINDRA & MAHINDRA LIMITED	AUTOMOBILES	1.80%	BRITANNIA INDUSTRIES LIMITED	FOOD PRODUCTS	0.61%
SUN PHARMACEUTICAL INDUSTRIES LIMITED	PHARMACEUTICALS & BIOTECHNOLOGY	1.77%	BHARAT PETROLEUM CORPORATION LIMITED	PETROLEUM PRODUCTS	0.60%
TATA MOTORS LIMITED	AUTOMOBILES	1.74%	HERO MOTOCORP LIMITED	AUTOMOBILES	0.60%
NTPC LIMITED	POWER	1.66%	EICHER MOTORS LIMITED	AUTOMOBILES	0.54%
TITAN COMPANY LIMITED	CONSUMER DURABLES	1.57%	LTIMINDTREE LTD	IT - SOFTWARE	0.51%
MARUTI SUZUKI INDIA LIMITED	AUTOMOBILES	1.55%	DIVI'S LABORATORIES LIMITED	PHARMACEUTICALS & BIOTECHNOLOGY	0.46%
POWER GRID CORPORATION OF INDIA LIMITED	POWER	1.34%	UPL LIMITED	FERTILIZERS & AGROCHEMICALS	0.25%
ASIAN PAINTS LIMITED	CONSUMER DURABLES	1.32%	TREPS (including TBILL held as Collateral)		
TATA STEEL LIMITED	FERROUS METALS	1.21%	/Reverse Repo/Net Current Assets/Cash/Cash Equivalent		-0.06%
ULTRATECH CEMENT LIMITED	CEMENT & CEMENT PRODUCTS	1.19%	Total		100.00%
OIL & NATURAL GAS CORPORATION LIMITED	OIL	1.07%	*Top Holdings		
COAL INDIA LIMITED	CONSUMABLE FUELS	1.04%			
ADANI PORT & SPECIAL ECONOMIC ZONE LTD	TRANSPORT INFRASTRUCTURE	1.01%			
INDUSIND BANK LIMITED	BANKS	1.01%			
NESTLE INDIA LIMITED	FOOD PRODUCTS	0.96%			

Performance as on 29 February, 2024

Period	Navi Nifty 50 Index Fund - Regular Growth	NIFTY 50 TRI [®]	Navi Nifty 50 Index Fund - Direct Growth	NIFTY 50 TRI [®]
1 Year CAGR %	27.90%	28.40%	28.17%	28.40%
Since Inception CAGR %	13.85%	14.35%	14.09%	14.35%
Current Value of investment if ₹ 10000/- was invested on Inception date (in ₹)	14057	14217	14134	14217
Current Value of Investment if 10000/- was invested 1 year ago	12799	12849	12826	12849

*In case, the start date or the end date of the concerned period is a non-business day, the NAV of the previous business day is considered for computation of returns. Past performance may or may not be sustained in future. The Direct Plan has a lower expense ratio as compared to the Regular/ Other than Direct Plan to the extent of distribution expenses, commission, etc. and no commission or distribution expenses for distribution of Units or distribution expenses are paid / charged under the Direct Plan. Standard benchmarks prescribed are as per the applicable circular by SEBI. The performance of the Scheme is benchmarked to the Total Return variant of the Index TRI. @ - Benchmark.

SIP Returns as on 29 February, 2024

SIP Tenure (in Years)	1 Year	Since Inception
Investment Amount	10,000	10,000
Total No. of Installments	12	32
Total Amount Invested (in RS.)	120000	320000
Present Value (in RS.)	137498	393229
Nifty 50 TRI	137809	395416
Total No. Units	9781	27974
Yield (%)	28.22	16.18

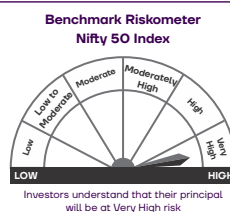
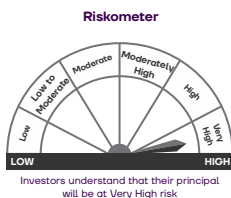
SIP date every 1st business day of the month

SIP Returns are for regular plan. Past performance may or may not sustained in the future. Assuming ₹10,000 invested systematically on the first Business Day of every month over a period of time. Load is not taken into consideration for computation of performance. The above investment simulation is for illustrative purpose only and should not be construed as a promise on minimum returns and safeguard of capital. The AMC/Mutual Fund is not guaranteeing or promising or forecasting any returns. SIP does not assure a profit or guarantee protection against a loss in a declining market.

This Product Is Suitable For Investors Who Are Seeking[^]

- Capital appreciation over the long term
- Equity and Equity related securities covered by Nifty 50 Index
- Return that corresponds to the performance of Nifty 50 Index, subject to tracking error.
- Degree of risk - **VERY HIGH**

[^] Investors should consult their financial advisers if in doubt about whether the product is suitable for them.



Navi US Total Stock Market Fund of Fund

An open-ended fund of fund investing in units of the Vanguard Total Stock Market ETF (VTI) or in the Schwab Total Stock Market Index Fund (SWTSX)



Investment Objective

The investment objective of the scheme is to provide long-term capital appreciation by investing in units of the Vanguard Total Stock Market ETF (VTI) or in the Schwab Total Stock Market Index Fund (SWTSX) However, there is no assurance or guarantee that the investment objective of the scheme will be achieved. The scheme does not assure or guarantee any returns.



Fund Size (as on February 29, 2024)

AUM: ₹ 861.43 Crs | Monthly Average AUM: ₹ 847.71 Crs



Net Asset Value (NAV)

as on February 29, 2024 (in)
(Last Business Day Of The Month)

Scheme	NAV (in Rs.)
Direct Plan - Growth Option-----	13.1042
Regular Plan - Growth Option-----	13.0915



Scheme Details

Inception Date (Date of Allotment): 24th February, 2022
Benchmark: CRSP US Total Market Index TRI
Minimum Application Amount: ₹ 10/- and in multiples of ₹ 1/- thereafter
Load Structure: Entry Load : NIL | Exit Load : NIL
Asset Allocation Pattern: Units of units of the Vanguard Total Stock Market ETF (VTI) or the (SWTSX): 95% to 100%
 Debt and Money Market Instruments, including Tri Party Repo[^], G-Secs and Cash: 0% to 5%
Total Expense Ratio (TER)*: Regular Plan: 0.06% | Direct Plan: 0.06%
 # - Above TER includes additional expenses but excludes GST. For TER inclusive of GST please refer to page no. 25
 Expense structure for Direct & Regular Plan may vary.



Fund Manager

***Mr. Aditya Mulki** is managing this fund w.e.f. 18th March, 2022.
 *Mr. Aditya Mulki manages 15 schemes of Navi Mutual fund

Portfolio Holdings as on 29 February, 2024

Portfolio Holdings	% of Net Assets
MUTUAL FUND UNITS	100.06%
* VANGUARD TOTAL STOCK MARKET ETF	100.06%
TREPS (including TBILL held as Collateral)/Reverse Repo/Net Current Assets/Cash/Cash Equivalent	-0.06%
Total	100.00%

*Top Holdings

Performance as on 29 February, 2024

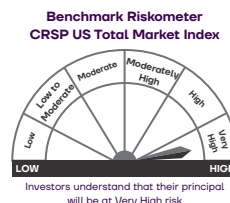
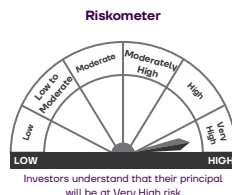
Period	Navi US Total Stock Market Fund of Fund - Regular Growth	CRSP US Total Market Index TRI* [@]	Navi US Total Stock Market Fund of Fund - Direct Growth	CRSP US Total Market Index TRI* [@]
1 Year CAGR %	28.17%	26.54%	28.22%	26.54%
Since Inception CAGR %	14.31%	8.03%	14.37%	8.03%
Current Value of investment if ₹ 10000/- was invested on Inception date (in ₹)	13092	11684	13104	11684
Current Value of Investment if 10000/- was invested 1 year ago	12826	12662	12831	12662

*In case, the start date or the end date of the concerned period is a non-business day, the NAV of the previous business day is considered for computation of returns. Past performance may or may not be sustained in future. The Direct Plan has a lower expense ratio as compared to the Regular/ Other than Direct Plan to the extent of distribution expenses, commission, etc. and no commission or distribution expenses for distribution of Units or distribution expenses are paid / charged under the Direct Plan. Standard benchmarks prescribed are as per the applicable circular by SEBI.
[@]- Benchmark.

This Product Is Suitable For Investors Who Are Seeking[^]

- Capital appreciation over the long term
- Ideal for Equity investors who want exposure to Vanguard Total Stock Market ETF (VTI) or in the Schwab Total Stock Market Index Fund (SWTSX)
- Degree of risk - **VERY HIGH**

[^] Investors should consult their financial advisers if in doubt about whether the product is suitable for them.



Navi NASDAQ 100 Fund of Fund

An open-ended fund of fund investing in units of overseas ETF's and/or Index Fund based on NASDAQ 100 Index.



Investment Objective

The investment objective of the scheme is to provide long-term capital appreciation by investing in units of overseas ETF's and/ or Index Fund based on NASDAQ 100 Index. However, there is no assurance or guarantee that the investment objective of the scheme will be realized.



Scheme Details

Inception Date (Date of Allotment): 23rd March, 2022
Benchmark: NASDAQ 100 Index
Minimum Application Amount: ₹ 10/- and in multiples of ₹ 1/- thereafter
Load Structure: Entry Load : NIL | Exit Load : NIL
Asset Allocation Pattern: To Units of overseas ETF's and/or Index Fund based on NASDAQ 100 Index 95% to 100.
 To Debt schemes, Debt & Money Market Instruments, including Tri Party Repo, G-Secs and Cash-0% to 5%
Total Expense Ratio (TER)*: Regular Plan: 0.29% | Direct Plan: 0.12%
 # - Above TER includes additional expenses but excludes GST. For TER inclusive of GST please refer to page no. 25
 Expense structure for Direct & Regular Plan may vary.



Fund Manager

***Mr. Aditya Mulki** is managing this fund w.e.f. 23rd March, 2022.
 *Mr. Aditya Mulki manages 15 schemes of Navi Mutual fund



Net Asset Value (NAV)

as on February 29, 2024 (in)
 (Last Business Day Of The Month)

Scheme **NAV (in Rs.)**
 Direct Plan - Growth Option ----- 13.2911
 Regular Plan - Growth Option ----- 13.2367



Fund Size (as on February 29, 2024)

AUM: ₹ 898.59 Crs | **Monthly Average AUM:** ₹ 880.35 Crs

Portfolio Holdings as on 29 February, 2024

Portfolio Holdings	% of Net Assets
MUTUAL FUND UNITS	100.02%
* INVESCO NASDAQ 100 ETF (QQQM)	100.02%
TREPS (including TBILL held as Collateral)/Reverse Repo/Net Current Assets/Cash/Cash Equivalent	-0.02%
Total	100.00%

*Top Holdings

Performance as on 29 February, 2024

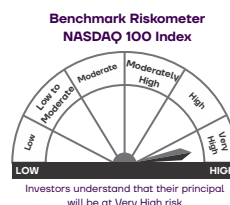
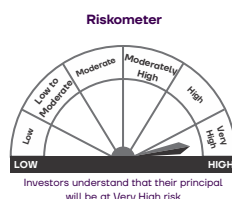
Period	Navi NASDAQ 100 Fund of Fund - Regular Growth	NASDAQ 100 Index TRI* [@]	Navi NASDAQ 100 Fund of Fund - Direct Growth	NASDAQ 100 Index TRI* [@]
1 Year CAGR %	50.07%	49.67%	50.44%	49.67%
Since Inception CAGR %	15.60%	10.97%	15.85%	10.97%
Current Value of investment if ₹ 10000/- was invested on Inception date (in ₹)	13237	12230	13291	12230
Current Value of Investment if 10000/- was invested 1 year ago	15024	14984	15061	14984

*In case, the start date or the end date of the concerned period is a non-business day, the NAV of the previous business day is considered for computation of returns. Past performance may or may not be sustained in future. The Direct Plan has a lower expense ratio as compared to the Regular/ Other than Direct Plan to the extent of distribution expenses, commission, etc. and no commission or distribution expenses for distribution of Units or distribution expenses are paid / charged under the Direct Plan. Standard benchmarks prescribed are as per the applicable circular by SEBI.
 @- Benchmark.

This Product Is Suitable For Investors Who Are Seeking[^]

- Capital appreciation over the long term
- Return that corresponds generally to the performance of NASDAQ 100 Index, subject to tracking error
- Degree of risk - **VERY HIGH**

[^] Investors should consult their financial advisers if in doubt about whether the product is suitable for them.



Navi Nifty Next 50 Index Fund

An open ended scheme replicating / tracking Nifty Next 50 Index.



Investment Objective

The investment objective of the scheme is to achieve return equivalent to Nifty Next 50 Index, by investing in stocks of companies comprising Nifty Next 50 Index, subject to tracking error. However, there is no assurance or guarantee that the investment objective of the scheme will be achieved. The scheme does not assure or guarantee any returns.



Fund Manager

*Mr. Aditya Mulki is managing this fund w.e.f. 18th March, 2022.
 *Mr. Aditya Mulki manages 15 schemes of Navi Mutual fund
Mr. Ashutosh Shirwaikar as a co fund manager is managing this fund w.e.f. 01st August, 2023



Scheme Details

Inception Date (Date of Allotment): 20th January, 2022
Benchmark: Nifty Next 50 Index TRI

Minimum Application Amount: ₹ 10/- and in multiples of ₹ 1/- thereafter
Load Structure: Entry Load : NIL | Exit Load : NIL
Asset Allocation Pattern: Equity and equity related securities covered by Nifty Next 50 Index: 95% to 100%
 Debt and Money Market Instruments: 0% to 5%

Total Expense Ratio (TER)*: Regular Plan: 0.57% | Direct Plan: 0.11%
Portfolio Turnover Ratio (Times): 0.28%
 # - Above TER includes additional expenses but excludes GST. For TER inclusive of GST please refer to page no. 25
 Expense structure for Direct & Regular Plan may vary.



Net Asset Value (NAV)

as on February 29, 2024 (in) (Last Business Day Of The Month)

Scheme	NAV (in Rs.)
Direct Plan - Growth Option	13.9177
Regular Plan - Growth Option	13.7709



Fund Size (as on February 29, 2024)

AUM: ₹ 216.50 Crs | **Monthly Average AUM:** ₹ 209.50 Crs

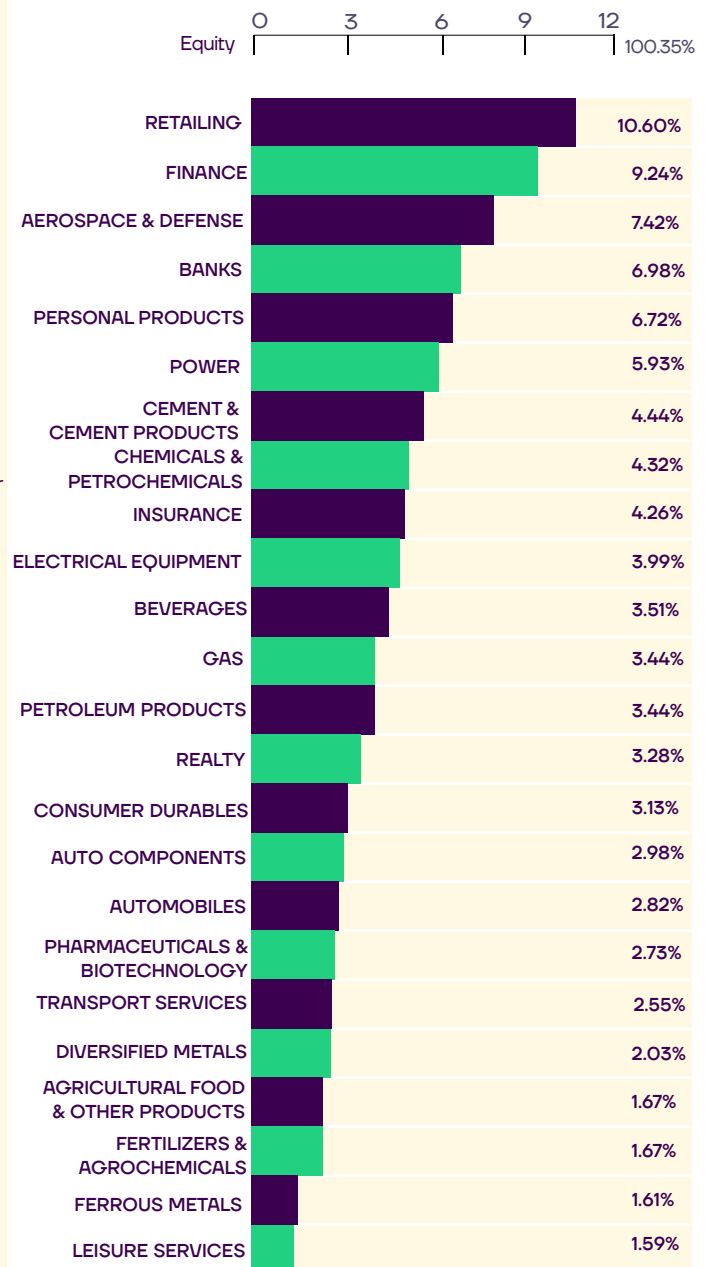


Tracking Error

(Annualised as on February 29, 2024)

Tracking Error	Tracking Difference
0.0900%	-0.2200%

Industry Allocation Equity (%)



Portfolio Holdings as on 29 February, 2024

Portfolio Holdings	Sector	% of Net Assets	Portfolio Holdings	Sector	% of Net Assets
EQUITY SHARES		100.35%	DABUR INDIA LIMITED	PERSONAL PRODUCTS	1.78%
* TRENT LIMITED	RETAILING	4.84%	PI INDUSTRIES LIMITED	FERTILIZERS & AGROCHEMICALS	1.67%
* BHARAT ELECTRONICS LIMITED	AEROSPACE & DEFENSE	4.15%	ABB INDIA LIMITED	ELECTRICAL EQUIPMENT	1.63%
* SHRIRAM FINANCE LIMITED	FINANCE	3.83%	ADANI GREEN ENERGY LIMITED	POWER	1.62%
* TATA POWER COMPANY LIMITED	POWER	3.56%	JINDAL STEEL & POWER LIMITED	FERROUS METALS	1.61%
* INDIAN OIL CORPORATION LIMITED	PETROLEUM PRODUCTS	3.44%	SAMVARDHANA MOTHERSON INTERNATIONAL LTD	AUTO COMPONENTS	1.60%
* DLF LIMITED	REALTY	3.28%	INDIAN RAILWAY CATERING & TOURISM CORP	LEISURE SERVICES	1.59%
* HINDUSTAN AERONAUTICS LTD	AEROSPACE & DEFENSE	3.27%	VARUN BEVERAGES LIMITED	BEVERAGES	1.59%
* TVS MOTOR COMPANY LIMITED	AUTOMOBILES	2.82%	MARICO LIMITED	AGRICULTURAL FOOD & OTHER PRODUCTS	1.53%
* BANK OF BARODA	BANKS	2.79%	AVENUE SUPERMARTS LIMITED	RETAILING	1.38%
* GAIL (INDIA) LIMITED	GAS	2.78%	BOSCH LIMITED	AUTO COMPONENTS	1.38%
GODREJ CONSUMER PRODUCTS LIMITED	PERSONAL PRODUCTS	2.69%	TORRENT PHARMACEUTICALS LIMITED	PHARMACEUTICALS & BIOTECHNOLOGY	1.38%
INTERGLOBE AVIATION LIMITED	TRANSPORT SERVICES	2.55%	ZYDUS LIFESCIENCES LIMITED	PHARMACEUTICALS & BIOTECHNOLOGY	1.35%
AMBUJA CEMENTS LIMITED	CEMENT & CEMENT PRODUCTS	2.52%	SBI CARDS AND PAYMENT SERVICES LIMITED	FINANCE	1.20%
CHOLAMANDALAM INVEST & FINANCE CO LTD	FINANCE	2.48%	ICICI PRUDENTIAL LIFE INSURANCE COMPANY	INSURANCE	1.17%
ICICI LOMBARD GENERAL INSURANCE COMPANY	INSURANCE	2.48%	BERGER PAINTS (I) LIMITED	CONSUMER DURABLES	0.96%
PIDILITE INDUSTRIES LIMITED	CHEMICALS & PETROCHEMICALS	2.36%	BAJAJ HOLDINGS & INVESTMENT LTD	FINANCE	0.93%
SIEMENS LIMITED	ELECTRICAL EQUIPMENT	2.36%	MUTHOOT FINANCE LIMITED	FINANCE	0.80%
INFO EDGE (INDIA) LIMITED	RETAILING	2.31%	ADANI ENERGY SOLUTIONS LIMITED	POWER	0.75%
HAVELLS INDIA LIMITED	CONSUMER DURABLES	2.17%	ADANI TOTAL GAS LIMITED	GAS	0.66%
CANARA BANK	BANKS	2.14%	LIFE INSURANCE CORPORATION OF INDIA	INSURANCE	0.61%
ZOMATO LIMITED	RETAILING	2.07%	PROCTER & GAMBLE HYGIENE AND HEALTH CARE	PERSONAL PRODUCTS	0.35%
PUNJAB NATIONAL BANK	BANKS	2.05%	ADANI WILMAR LIMITED	AGRICULTURAL FOOD & OTHER PRODUCTS	0.14%
VEDANTA LIMITED	DIVERSIFIED METALS	2.03%	TREPS (including TBILL held as Collateral)/		
SRF LIMITED	CHEMICALS & PETROCHEMICALS	1.96%	Reverse Repo/Net Current Assets/Cash/Cash Equivalent		-0.35%
SHREE CEMENT LIMITED	CEMENT & CEMENT PRODUCTS	1.92%	Total		100.00%
UNITED SPIRITS LIMITED	BEVERAGES	1.92%	*Top 10 Holdings		
COLGATE PALMOLIVE (INDIA) LIMITED	PERSONAL PRODUCTS	1.90%			

Performance as on 29 February, 2024

Period	Navi Nifty Next 50 Index Fund - Regular Growth	Nifty Next 50 Index TRI *@	Navi Nifty Next 50 Index Fund - Direct Growth	Nifty Next 50 Index TRI*@
1 Year CAGR %	57.74%	59.13%	58.60%	59.13%
Since Inception CAGR %	16.38%	17.27%	16.96%	17.27%
Current Value of investment if ₹ 10000/- was invested on Inception date (in ₹)	13771	13995	13918	13995
Current Value of Investment if 10000/- was invested 1 year ago	15794	15933	15880	15933

*In case, the start date or the end date of the concerned period is a non-business day, the NAV of the previous business day is considered for computation of returns. Past performance may or may not be sustained in future. The Direct Plan has a lower expense ratio as compared to the Regular/ Other than Direct Plan to the extent of distribution expenses, commission, etc. and no commission or distribution expenses for distribution of Units or distribution expenses are paid / charged under the Direct Plan. Standard benchmarks prescribed are as per the applicable circular by SEBI. The performance of the Scheme is benchmarked to the Total Return variant of the Index TRI. @- Benchmark.

SIP Returns as on 29 February, 2024

SIP Tenure (in Years)	1 Year	Since Inception
Investment Amount	10,000	10,000
Total No. of Installments	12	26
Total Amount Invested (in RS.)	120000	260000
Present Value (in RS.)	159912	358385
Nifty Next 50 Index TRI	160612	361454
Total No. Units	11612	26025
Yield (%)	67.20	33.03

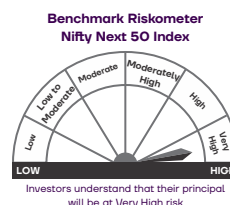
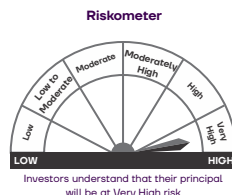
SIP date every 1st business day of the month

SIP Returns are for regular plan. Past performance may or may not be sustained in the future. Assuming ₹10,000 invested systematically on the first Business Day of every month over a period of time. Load is not taken into consideration for computation of performance. The above investment simulation is for illustrative purpose only and should not be construed as a promise on minimum returns and safeguard of capital. The AMC/Mutual Fund is not guaranteeing or promising or forecasting any returns. SIP does not assure a profit or guarantee protection against a loss in a declining market.

This Product Is Suitable For Investors Who Are Seeking[^]

- Capital appreciation over the long term
- Equity and Equity related securities covered by Nifty Next 50 Index
- Return that corresponds to the performance of Nifty Next 50 Index, subject to tracking error.
- Degree of risk - **VERY HIGH**

[^] Investors should consult their financial advisers if in doubt about whether the product is suitable for them.



Navi Nifty Bank Index Fund

An open ended scheme replicating / tracking Nifty Bank Index TRI.



Investment Objective

The investment objective of the scheme is to achieve return equivalent to Nifty Bank Index by investing in stocks of companies comprising Nifty Bank Index, subject to tracking error. However, there is no assurance or guarantee that the investment objective of the scheme will be achieved. The scheme does not assure or guarantee any returns.



Tracking Error

(Annualised as on February 29, 2024)

Tracking Error	Tracking Difference
0.0600%	-0.4400%



Net Asset Value (NAV)

as on February 29, 2024 (in)
(Last Business Day Of The Month)

Scheme	NAV (in Rs.)
Direct Plan - Growth Option -----	11.9714
Regular Plan - Growth Option -----	11.7974



Scheme Details

Inception Date (Date of Allotment): 04th February, 2022

Benchmark: Nifty Bank Index TRI

Minimum Application Amount: ₹ 10/- and in multiples of ₹ 1/- thereafter

Load Structure: Entry Load : NIL | Exit Load : NIL

Asset Allocation Pattern: Equity and equity related securities covered by Nifty Bank Index: 95% to 100%

Debt and Money Market Instruments: 0% to 5%

Total Expense Ratio (TER)*: Regular Plan: 0.79% | Direct Plan: 0.10%

Portfolio Turnover Ratio (Times): 0.19%

- Above TER includes additional expenses but excludes GST. For TER inclusive of GST please refer to page no. 25

Expense structure for Direct & Regular Plan may vary.



Fund Manager

***Mr. Aditya Mulki** is managing this fund w.e.f. 18th March, 2022.

*Mr. Aditya Mulki manages 15 schemes of Navi Mutual fund

Mr. Ashutosh Shirwaikar as a co fund manager is managing this fund w.e.f. 01st August, 2023



Fund Size (as on February 29, 2024)

AUM: ₹ 480.50 Crs | **Monthly Average AUM:** ₹ 481.01 Crs

Performance as on 29 February, 2024

Period	Navi Nifty Bank Index Fund - Regular Growth	Nifty Bank Index TRI *@	Navi Nifty Bank Index Fund - Direct Growth	Nifty Bank Index TRI*@
1 Year CAGR %	14.14%	15.45%	14.97%	15.45%
Since Inception CAGR %	8.32%	9.60%	9.09%	9.60%
Current Value of investment if ₹ 10000/- was invested on Inception date (in ₹)	11797	12088	11971	12088
Current Value of Investment if 10000/- was invested 1 year ago	11419	11550	11501	11550

*In case, the start date or the end date of the concerned period is a non-business day, the NAV of the previous business day is considered for computation of returns. Past performance may or may not be sustained in future. The Direct Plan has a lower expense ratio as compared to the Regular/ Other than Direct Plan to the extent of distribution expenses, commission, etc. and no commission or distribution expenses for distribution of Units or distribution expenses are paid / charged under the Direct Plan. Standard benchmarks prescribed are as per the applicable circular by SEBI. The performance of the Scheme is benchmarked to the Total Return variant of the Index TRI. @- Benchmark.

Portfolio Holdings as on 29 February, 2024

Portfolio Holdings	Sector	% of Net Assets
EQUITY SHARES		100.31%
* HDFC BANK LIMITED	BANKS	25.35%
* ICICI BANK LIMITED	BANKS	25.03%
* STATE BANK OF INDIA	BANKS	12.07%
* AXIS BANK LIMITED	BANKS	10.12%
* KOTAK MAHINDRA BANK LIMITED	BANKS	9.22%
* INDUSIND BANK LIMITED	BANKS	6.23%
* BANK OF BARODA	BANKS	3.16%
* PUNJAB NATIONAL BANK	BANKS	2.31%
* THE FEDERAL BANK LIMITED	BANKS	2.15%
* IDFC FIRST BANK LIMITED	BANKS	1.97%
AU SMALL FINANCE BANK LIMITED	BANKS	1.75%
BANDHAN BANK LIMITED	BANKS	0.95%
TREPS (including TBILL held as Collateral)/Reverse Repo/Net Current Assets/Cash/Cash Equivalent		-0.31%
Total		100.00%

Performance as on 29 February, 2024

Period	Navi Nifty Bank Index Fund - Regular Growth	Nifty Bank Index TRI	Navi Nifty Bank Index Fund - Direct Growth	Nifty Bank Index TRI
1 Year CAGR %	14.14%	15.45%	14.97%	15.45%
Since Inception CAGR %	8.32%	9.60%	9.09%	9.60%
Current Value of investment if ₹ 10000/- was invested on Inception date (in ₹)	11797	12088	11971	12088
Current Value of Investment if 10000/- was invested 1 year ago	11419	11550	11501	11550

*In case, the start date or the end date of the concerned period is a non-business day, the NAV of the previous business day is considered for computation of returns. Past performance may or may not be sustained in future. The Direct Plan has a lower expense ratio as compared to the Regular/ Other than Direct Plan to the extent of distribution expenses, commission, etc. and no commission or distribution expenses for distribution of Units or distribution expenses are paid / charged under the Direct Plan. Standard benchmarks prescribed are as per the applicable circular by SEBI. The performance of the Scheme is benchmarked to the Total Return variant of the Index TRI. @- Benchmark.

SIP Returns as on 29 February, 2024

SIP Tenure (in Years)	1 Year	Since Inception
Investment Amount	10,000	10,000
Total No. of Installments	12	25
Total Amount Invested (in RS.)	120000	250000
Present Value (in RS.)	125169	279793
Nifty Bank Index TRI	125907	283292
Total No. Units	10610	23717
Yield (%)	8.12	10.89

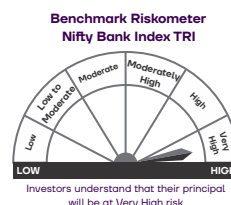
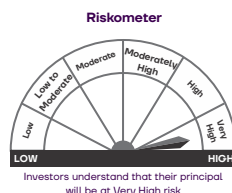
SIP date every 1st business day of the month

SIP Returns are for regular plan. Past performance may or may not sustained in the future. Assuming ₹10,000 invested systematically on the first Business Day of every month over a period of time. Load is not taken into consideration for computation of performance. The above investment simulation is for illustrative purpose only and should not be construed as a promise on minimum returns and safeguard of capital. The AMC/Mutual Fund is not guaranteeing or promising or forecasting any returns. SIP does not assure a profit or guarantee protection against a loss in a declining market.

This Product Is Suitable For Investors Who Are Seeking[^]

- Capital appreciation over the long term
- Equity and Equity related securities covered by Nifty Bank Index
- Return that corresponds to the performance of Nifty Bank Index, subject to tracking error.
- Degree of risk - **VERY HIGH**

[^] Investors should consult their financial advisers if in doubt about whether the product is suitable for them.



Navi Nifty Midcap 150 Index fund

An open-ended equity scheme replicating / tracking Nifty Midcap 150 Index



Investment Objective

The investment objective of the scheme is to achieve return equivalent to Nifty Midcap 150 Index by investing in stocks of companies comprising Nifty Midcap 150 Index, subject to tracking error. However, there is no assurance or guarantee that the investment objective of the scheme will be achieved. The scheme does not assure or guarantee any returns.



Fund Manager

*Mr. Aditya Mulki is managing this fund w.e.f. 18th March, 2022.

*Mr. Aditya Mulki manages 15 schemes of Navi Mutual fund

Mr. Ashutosh Shirwaikar as a co fund manager is managing this fund w.e.f. 01st August, 2023



Scheme Details

Inception Date (Date of Allotment): 11th March, 2022

Benchmark: Nifty Midcap 150 Index TRI

Minimum Application Amount: ₹ 10/- and in multiples of ₹ 1/- thereafter

Load Structure: Entry Load : NIL | Exit Load : NIL

Asset Allocation Pattern: Equity and equity related securities covered by Nifty Midcap 150 Index : 95% to 100%

Debt and Money Market Instruments: 0% to 5%

Total Expense Ratio (TER)*: Regular Plan: 0.99% | Direct Plan: 0.10%

Portfolio Turnover Ratio (Times): 0.30%

- Above TER includes additional expenses but excludes GST. For TER inclusive of GST please refer to page no. 25

Expense structure for Direct & Regular Plan may vary.



Net Asset Value (NAV)

as on February 29, 2024 (in) (Last Business Day Of The Month)

Scheme **NAV (in Rs.)**

Direct Plan - Growth Option ----- 16.8440

Regular Plan - Growth Option----- 16.5389



Fund Size (as on February 29, 2024)

AUM: ₹ 115.94 Crs | **Monthly Average AUM:** ₹ 112.83 Crs

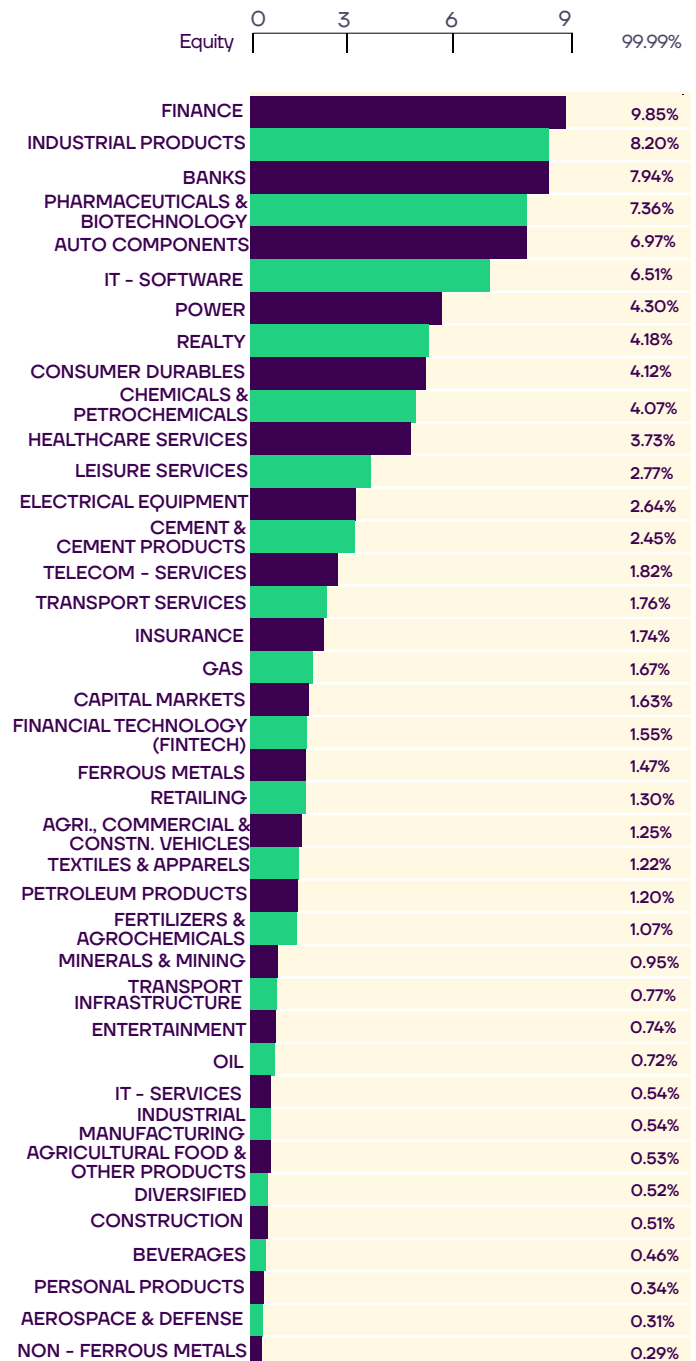


Tracking Error

(Annualised as on February 29, 2024)

Tracking Error	Tracking Difference
0.1300%	-0.7000%

Industry Allocation Equity (%)



Portfolio Holdings as on 29 February, 2024

Portfolio Holdings	Sector	% of Net Assets	Portfolio Holdings	Sector	% of Net Assets
EQUITY SHARES					
* MAX HEALTHCARE INSTITUTE LIMITED	HEALTHCARE SERVICES	2.16%	BANDHAN BANK LIMITED	BANKS	0.55%
* POWER FINANCE CORPORATION LIMITED	FINANCE	2.14%	INDRAPRASTHA GAS LIMITED	GAS	0.55%
* REC LIMITED	FINANCE	2.02%	ZEE ENTERTAINMENT ENTERPRISES LIMITED	ENTERTAINMENT	0.55%
* ADANI POWER LIMITED	POWER	1.95%	GUJARAT FLUORO CHEMICALS LIMITED	CHEMICALS & PETROCHEMICALS	0.54%
* THE INDIAN HOTELS COMPANY LIMITED	LEISURE SERVICES	1.90%	L&T TECHNOLOGY SERVICES LTD	IT - SERVICES	0.54%
* PERSISTENT SYSTEMS LTD	IT - SOFTWARE	1.64%	TATA CHEMICALS LIMITED	CHEMICALS & PETROCHEMICALS	0.54%
* YES BANK LTD	BANKS	1.58%	AIA ENGINEERING LIMITED	INDUSTRIAL PRODUCTS	0.53%
* COFORGE LIMITED	IT - SOFTWARE	1.47%	PATANJALI FOODS LIMITED	AGRICULTURAL FOOD & OTHER PRODUCTS	0.53%
* LUPIN LIMITED	PHARMACEUTICALS & BIOTECHNOLOGY	1.44%	L&T FINANCE HOLDINGS LIMITED	FINANCE	0.51%
* HDFC ASSET MANAGEMENT COMPANY LIMITED	CAPITAL MARKETS	1.39%	RAIL VIKAS NIGAM LIMITED	CONSTRUCTION	0.51%
CUMMINS INDIA LIMITED	INDUSTRIAL PRODUCTS	1.37%	THERMAX LIMITED	ELECTRICAL EQUIPMENT	0.51%
TUBE INVESTMENTS OF INDIA LTD	AUTO COMPONENTS	1.34%	POONAWALLA FINCORP LIMITED	FINANCE	0.49%
THE FEDERAL BANK LIMITED	BANKS	1.24%	AARTI INDUSTRIES LIMITED	CHEMICALS & PETROCHEMICALS	0.48%
HINDUSTAN PETROLEUM CORPORATION LIMITED	PETROLEUM PRODUCTS	1.20%	ADITYA BIRLA CAPITAL LIMITED	FINANCE	0.47%
PB FINTECH LIMITED	FINANCIAL TECHNOLOGY (FINTECH)	1.16%	COROMANDEL INTERNATIONAL LIMITED	FERTILIZERS & AGROCHEMICALS	0.47%
IDFC FIRST BANK LIMITED	BANKS	1.14%	SYNGENE INTERNATIONAL LIMITED	HEALTHCARE SERVICES	0.47%
MRF LIMITED	AUTO COMPONENTS	1.10%	UNITED BREWERIES LIMITED	BEVERAGES	0.46%
BHARAT FORGE LIMITED	INDUSTRIAL PRODUCTS	1.09%	BIOCON LIMITED	PHARMACEUTICALS & BIOTECHNOLOGY	0.45%
BHARAT HEAVY ELECTRICALS LIMITED	ELECTRICAL EQUIPMENT	1.08%	CRISIL LIMITED	FINANCE	0.45%
AUROBINDO PHARMA LIMITED	PHARMACEUTICALS & BIOTECHNOLOGY	1.07%	GLAND PHARMA LIMITED	PHARMACEUTICALS & BIOTECHNOLOGY	0.45%
CG POWER AND INDUSTRIAL SOLUTIONS LTD	ELECTRICAL EQUIPMENT	1.05%	UNO MINDA LIMITED	AUTO COMPONENTS	0.44%
MACROTECH DEVELOPERS LIMITED	REALTY	1.04%	CARBORUNDUM UNIVERSAL LIMITED	INDUSTRIAL PRODUCTS	0.43%
SONA BLW PRECISION FORGINGS LIMITED	AUTO COMPONENTS	1.04%	MOTHERSON SUMI WIRING INDIA LIMITED	AUTO COMPONENTS	0.43%
SUNDARAM FINANCE LIMITED	FINANCE	1.04%	SCHAEFFLER INDIA LTD	AUTO COMPONENTS	0.43%
APL APOLLO TUBES LIMITED	INDUSTRIAL PRODUCTS	1.01%	LINDE INDIA LIMITED	CHEMICALS & PETROCHEMICALS	0.42%
AU SMALL FINANCE BANK LIMITED	BANKS	1.01%	SUNDRAM FASTENERS LIMITED	AUTO COMPONENTS	0.42%
GODREJ PROPERTIES LIMITED	REALTY	1.01%	PIRAMAL ENTERPRISES LIMITED	FINANCE	0.40%
TATA ELXSI LIMITED	IT - SOFTWARE	1.00%	SKF INDIA LIMITED	INDUSTRIAL PRODUCTS	0.40%
CONTAINER CORPORATION OF INDIA LIMITED	TRANSPORT SERVICES	0.99%	KAJARIA CERAMICS LIMITED	CONSUMER DURABLES	0.39%
INDIAN RAILWAY FINANCE CORPORATION LTD.	FINANCE	0.99%	NAVIN FLUORINE INTERNATIONAL LIMITED	CHEMICALS & PETROCHEMICALS	0.39%
SUPREME INDUSTRIES LIMITED	INDUSTRIAL PRODUCTS	0.99%	ONE 97 COMMUNICATIONS LIMITED	FINANCIAL TECHNOLOGY (FINTECH)	0.39%
ALKEM LABORATORIES LIMITED	PHARMACEUTICALS & BIOTECHNOLOGY	0.95%	THE RAMCO CEMENTS LIMITED	CEMENT & CEMENT PRODUCTS	0.39%
NMDC LIMITED	MINERALS & MINING	0.95%	VODAFONE IDEA LTD	TELECOM - SERVICES	0.39%
THE PHOENIX MILLS LIMITED	REALTY	0.95%	ATUL LIMITED	CHEMICALS & PETROCHEMICALS	0.37%
KPIT TECHNOLOGIES LIMITED	IT - SOFTWARE	0.94%	GRINDWELL NORTON LIMITED	INDUSTRIAL PRODUCTS	0.36%
VOLTAS LIMITED	CONSUMER DURABLES	0.93%	GUJARAT GAS LIMITED	GAS	0.36%
UNION BANK OF INDIA	BANKS	0.92%	AJANTA PHARMA LIMITED	PHARMACEUTICALS & BIOTECHNOLOGY	0.35%
DIXON TECHNOLOGIES (INDIA) LIMITED	CONSUMER DURABLES	0.91%	ESCORTS KUBOTA LIMITED	AGRICULTURAL, COMMERCIAL &	
ASHOK LEYLAND LIMITED	CONSTRUCTION VEHICLES	0.90%	EMAMI LTD	PERSONAL PRODUCTS	0.34%
ASTRAL LIMITED	INDUSTRIAL PRODUCTS	0.90%	GENERAL INSURANCE CORPORATION OF INDIA	INSURANCE	0.34%
MAX FINANCIAL SERVICES LIMITED	INSURANCE	0.88%	3M INDIA LIMITED	DIVERSIFIED	0.33%
NHPC LIMITED	POWER	0.88%	BATA INDIA LIMITED	CONSUMER DURABLES	0.33%
TATA COMMUNICATIONS LIMITED	TELECOM - SERVICES	0.83%	GLAXOSMITHKLINE PHARMACEUTICALS LTD	PHARMACEUTICALS & BIOTECHNOLOGY	0.33%
JINDAL STAINLESS LIMITED	FERROUS METALS	0.82%	DR. LAL PATH LABS LTD.	HEALTHCARE SERVICES	0.32%
POLYCAB INDIA LIMITED	INDUSTRIAL PRODUCTS	0.81%	MANKIND PHARMA LIMITED	PHARMACEUTICALS & BIOTECHNOLOGY	0.32%
JSW ENERGY LIMITED	POWER	0.80%	BHARAT DYNAMICS LIMITED	AEROSPACE & DEFENSE	0.31%
MPHASIS LIMITED	IT - SOFTWARE	0.80%	HONEYWELL AUTOMATION INDIA LIMITED	INDUSTRIAL MANUFACTURING	0.31%
FSN E-COMMERCE VENTURES LIMITED	RETAILING	0.79%	TIMKEN INDIA LIMITED	INDUSTRIAL PRODUCTS	0.31%
ACC LIMITED	CEMENT & CEMENT PRODUCTS	0.78%	HINDUSTAN ZINC LIMITED	NON - FERROUS METALS	0.29%
FORTIS HEALTHCARE LIMITED	HEALTHCARE SERVICES	0.78%	ADITYA BIRLA FASHION AND RETAIL LIMITED	RETAILING	0.28%
PAGE INDUSTRIES LIMITED	TEXTILES & APPARELS	0.78%	STAR HEALTH AND ALLIED INSURANCE CO LTD	INSURANCE	0.28%
GMR AIRPORTS INFRASTRUCTURE LIMITED	TRANSPORT INFRASTRUCTURE	0.77%	BAYER CROPS SCIENCE LIMITED	FERTILIZERS & AGROCHEMICALS	0.26%
PETRONET LNG LIMITED	GAS	0.76%	PFIZER LIMITED	PHARMACEUTICALS & BIOTECHNOLOGY	0.26%
LIC HOUSING FINANCE LIMITED	FINANCE	0.72%	K.P.R. MILL LTD	TEXTILES & APPARELS	0.25%
OIL INDIA LIMITED	OIL	0.72%	ZF COMM. VEHICLE CONTROL SYSTEMS IND LTD	AUTO COMPONENTS	0.25%
CROMPTON GREAVES CONSUMER			ENDURANCE TECHNOLOGIES LIMITED	AUTO COMPONENTS	0.24%
ELECTRICAL LTD	CONSUMER DURABLES	0.69%	ICICI SECURITIES LIMITED	CAPITAL MARKETS	0.24%
JK CEMENT LIMITED	CEMENT & CEMENT PRODUCTS	0.69%	THE NEW INDIA ASSURANCE COMPANY LTD	INSURANCE	0.24%
INDIAN BANK	BANKS	0.68%	MAZAGON DOCK SHIPBUILDERS LIMITED	INDUSTRIAL MANUFACTURING	0.23%
TORRENT POWER LIMITED	POWER	0.67%	VEDANT FASHIONS LIMITED	RETAILING	0.23%
ORACLE FINANCIAL SERVICES SOFTWARE	IT - SOFTWARE	0.66%	BANK OF MAHARASHTRA	BANKS	0.22%
BALKRISHNA INDUSTRIES LIMITED	AUTO COMPONENTS	0.65%	DEVYANI INTERNATIONAL LIMITED	LEISURE SERVICES	0.22%
JUBILANT FOODWORKS LIMITED	LEISURE SERVICES	0.65%	KANSAI NEROLAC PAINTS LIMITED	CONSUMER DURABLES	0.22%
STEEL AUTHORITY OF INDIA LIMITED	FERROUS METALS	0.65%	RELAXO FOOTWEARS LIMITED	CONSUMER DURABLES	0.22%
DELHIVERY LIMITED	TRANSPORT SERVICES	0.64%	GODREJ INDUSTRIES LTD	DIVERSIFIED	0.19%
APOLLO TYRES LIMITED	AUTO COMPONENTS	0.63%	SUN TV NETWORK LIMITED	ENTERTAINMENT	0.19%
MAHINDRA & MAHINDRA FINANCIAL SERV LTD.	FINANCE	0.62%	TRIDENT LIMITED	TEXTILES & APPARELS	0.19%
SOLAR INDUSTRIES INDIA LIMITED	CHEMICALS & PETROCHEMICALS	0.61%	FERTILIZERS AND CHEMICALS TRAVANCORE LTD	FERTILIZERS & AGROCHEMICALS	0.17%
BANK OF INDIA	BANKS	0.60%	SUMITOMO CHEMICAL INDIA LIMITED	FERTILIZERS & AGROCHEMICALS	0.17%
INDUS TOWERS LIMITED	TELECOM - SERVICES	0.60%	VINATI ORGANICS LIMITED	CHEMICALS & PETROCHEMICALS	0.16%
PRESTIGE ESTATES PROJECTS LIMITED	REALTY	0.60%	RAJESH EXPORTS LTD	CONSUMER DURABLES	0.15%
DALMIA BHARAT LIMITED	CEMENT & CEMENT PRODUCTS	0.59%	WHIRLPOOL OF INDIA LIMITED	CONSUMER DURABLES	0.15%
IPCA LABORATORIES LIMITED	PHARMACEUTICALS & BIOTECHNOLOGY	0.59%	BLUE DART EXPRESS LIMITED	TRANSPORT SERVICES	0.13%
LAURUS LABS LIMITED	PHARMACEUTICALS & BIOTECHNOLOGY	0.59%	METRO BRANDS LIMITED	CONSUMER DURABLES	0.13%
OBEROI REALTY LIMITED	REALTY	0.58%	TREPS (including TBILL held as Collateral)/		
ABBOTT INDIA LIMITED	PHARMACEUTICALS & BIOTECHNOLOGY	0.56%	Reverse Repo/Net Current Assets/Cash/Cash Equivalent		0.01%
DEEPAK NITRITE LTD	CHEMICALS & PETROCHEMICALS	0.56%	Total		100.00%
			*Top 10 Holdings		

Performance as on 29 February, 2024

Period	Navi Nifty Midcap 150 Index fund - Regular Growth	Nifty Midcap 150 Index TRI [®]	Navi Nifty Midcap 150 Index fund - Direct Growth	Nifty Midcap 150 Index TRI [®]
1 Year CAGR %	54.63%	57.08%	56.11%	57.08%
Since Inception CAGR %	29.05%	31.08%	30.26%	31.08%
Current Value of investment if ₹ 10000/- was invested on Inception date (in ₹)	16539	17054	16844	17054
Current Value of Investment if 10000/- was invested 1 year ago	15481	15728	15630	15728

*In case, the start date or the end date of the concerned period is a non-business day, the NAV of the previous business day is considered for computation of returns. Past performance may or may not be sustained in future. The Direct Plan has a lower expense ratio as compared to the Regular/ Other than Direct Plan to the extent of distribution expenses, commission, etc. and no commission or distribution expenses for distribution of Units or distribution expenses are paid / charged under the Direct Plan. Standard benchmarks prescribed are as per the applicable circular by SEBI. The performance of the Scheme is benchmarked to the Total Return variant of the Index TRI. [®]- Benchmark.

SIP Returns as on 29 February, 2024

SIP Tenure (in Years)	1 Year	Since Inception
Investment Amount	10,000	10,000
Total No. of Installments	12	24
Total Amount Invested (in RS.)	120000	240000
Present Value (in RS.)	152695	337730
Nifty Midcap 150 Index TRI	153970	343042
Total No. Units	9232	20420
Yield (%)	54.33	37.88

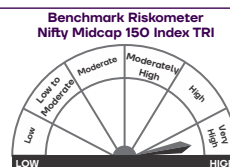
SIP date every 1st business day of the month

SIP Returns are for regular plan. Past performance may or may not be sustained in the future. Assuming ₹10,000 invested systematically on the first Business Day of every month over a period of time. Load is not taken into consideration for computation of performance. The above investment simulation is for illustrative purpose only and should not be construed as a promise on minimum returns and safeguard of capital. The AMC/Mutual Fund is not guaranteeing or promising or forecasting any returns. SIP does not assure a profit or guarantee protection against a loss in a declining market.

This Product Is Suitable For Investors Who Are Seeking[^]

- Capital appreciation over the long term
- Equity and Equity related securities covered by Nifty Midcap 150 Index
- Return that corresponds to the performance of Nifty Midcap 150 Index, subject to tracking error.
- Degree of risk - **VERY HIGH**

[^] Investors should consult their financial advisers if in doubt about whether the product is suitable for them.



Navi Nifty India Manufacturing Index Fund

An open ended scheme replicating / tracking Nifty India Manufacturing Index.



Investment Objective

The investment objective of the scheme is to achieve return equivalent to Nifty India Manufacturing Index by investing in stocks of companies comprising Nifty India Manufacturing Index, subject to tracking error. However, there is no assurance or guarantee that the investment objective of the scheme will be achieved. The scheme does not assure or guarantee any returns.



Fund Manager

*Mr. Aditya Mulki is managing this fund w.e.f. 29th August, 2022.

*Mr. Aditya Mulki manages 15 schemes of Navi Mutual fund

Mr. Ashutosh Shirwaikar as a co fund manager is managing this fund w.e.f. 01st August, 2023



Scheme Details

Inception Date (Date of Allotment): 29th August, 2022

Benchmark: Nifty India Manufacturing TRI

Minimum Application Amount: ₹ 10/- and in multiples of ₹ 1/- thereafter

Load Structure: Entry Load : NIL | Exit Load : NIL

Asset Allocation Pattern: Equity & equity related securities covered by Nifty India Manufacturing Index: 95% to 100%
Debt & Money Market Instruments: 0% to 5%

Total Expense Ratio (TER)*: Regular Plan: 0.99% | Direct Plan: 0.12%

Portfolio Turnover Ratio (Times): 0.47%

- Above TER includes additional expenses but excludes GST. For TER inclusive of GST please refer to page no. 25

Expense structure for Direct & Regular Plan may vary.



Net Asset Value (NAV)

as on February 29, 2024 (in) (Last Business Day Of The Month)

Scheme	NAV (in Rs.)
Direct Plan - Growth Option	14.1999
Regular Plan - Growth Option	14.0167



Fund Size (as on February 29, 2024)

AUM: ₹ 24.00 Crs | **Monthly Average AUM:** ₹ 23.16 Crs

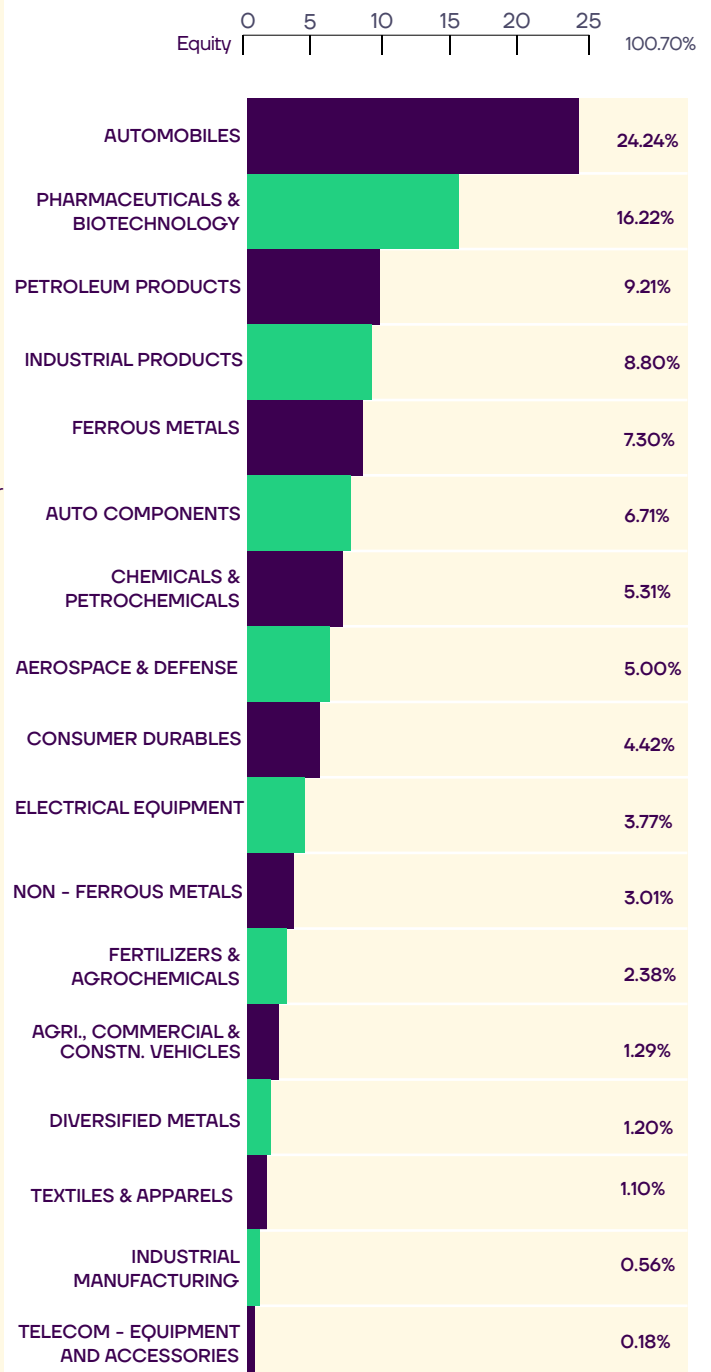


Tracking Error

(Annualised as on February 29, 2024)

Tracking Error	Tracking Difference
0.0900%	-0.4700%

Industry Allocation Equity (%)



Portfolio Holdings as on 29 February, 2024

Portfolio Holdings	Sector	% of Net Assets	Portfolio Holdings	Sector	% of Net Assets
EQUITY SHARES			100.70%		
* SUN PHARMACEUTICAL INDUSTRIES LIMITED	PHARMACEUTICALS & BIOTECHNOLOGY	5.68%	POLYCAB INDIA LIMITED	INDUSTRIAL PRODUCTS	0.84%
* TATA MOTORS LIMITED	AUTOMOBILES	5.58%	VOLTAS LIMITED	CONSUMER DURABLES	0.84%
* MAHINDRA & MAHINDRA LIMITED	AUTOMOBILES	5.40%	DIXON TECHNOLOGIES (INDIA) LIMITED	CONSUMER DURABLES	0.83%
* RELIANCE INDUSTRIES LIMITED	PETROLEUM PRODUCTS	5.26%	BOSCH LIMITED	AUTO COMPONENTS	0.81%
* MARUTI SUZUKI INDIA LIMITED	AUTOMOBILES	4.97%	TORRENT PHARMACEUTICALS LIMITED	PHARMACEUTICALS & BIOTECHNOLOGY	0.81%
* TATA STEEL LIMITED	FERROUS METALS	3.81%	UPL LIMITED	FERTILIZERS & AGROCHEMICALS	0.79%
* BAJAJ AUTO LIMITED	AUTOMOBILES	2.98%	ZYDUS LIFESCIENCES LIMITED	PHARMACEUTICALS & BIOTECHNOLOGY	0.79%
* BHARAT ELECTRONICS LIMITED	AEROSPACE & DEFENSE	2.80%	PAGE INDUSTRIES LIMITED	TEXTILES & APPARELS	0.70%
* DR. REDDY'S LABORATORIES LIMITED	PHARMACEUTICALS & BIOTECHNOLOGY	2.61%	KEI INDUSTRIES LIMITED	INDUSTRIAL PRODUCTS	0.68%
* CIPLA LIMITED	PHARMACEUTICALS & BIOTECHNOLOGY	2.59%	CROMPTON GREAVES CONSUMER ELECTRICAL LTD	CONSUMER DURABLES	0.62%
JSW STEEL LIMITED	FERROUS METALS	2.54%	BALKRISHNA INDUSTRIES LIMITED	AUTO COMPONENTS	0.59%
HINDALCO INDUSTRIES LIMITED	NON - FERROUS METALS	2.45%	AIA ENGINEERING LIMITED	INDUSTRIAL PRODUCTS	0.55%
HINDUSTAN AERONAUTICS LTD	AEROSPACE & DEFENSE	2.20%	SOLAR INDUSTRIES INDIA LIMITED	CHEMICALS & PETROCHEMICALS	0.55%
INDIAN OIL CORPORATION LIMITED	PETROLEUM PRODUCTS	2.03%	DEEPAK NITRITE LTD	CHEMICALS & PETROCHEMICALS	0.50%
BHARAT PETROLEUM CORPORATION LIMITED	PETROLEUM PRODUCTS	1.92%	GUJARAT FLUORO CHEMICALS LIMITED	CHEMICALS & PETROCHEMICALS	0.49%
HERO MOTOCORP LIMITED	AUTOMOBILES	1.92%	TATA CHEMICALS LIMITED	CHEMICALS & PETROCHEMICALS	0.49%
EICHER MOTORS LIMITED	AUTOMOBILES	1.73%	EXIDE INDUSTRIES LIMITED	AUTO COMPONENTS	0.48%
TVS MOTOR COMPANY LIMITED	AUTOMOBILES	1.66%	CARBORUNDUM UNIVERSAL LIMITED	INDUSTRIAL PRODUCTS	0.45%
SIEMENS LIMITED	ELECTRICAL EQUIPMENT	1.59%	COROMANDEL INTERNATIONAL LIMITED	FERTILIZERS & AGROCHEMICALS	0.42%
DIVI'S LABORATORIES LIMITED	PHARMACEUTICALS & BIOTECHNOLOGY	1.48%	SKF INDIA LIMITED	INDUSTRIAL PRODUCTS	0.42%
CUMMINS INDIA LIMITED	INDUSTRIAL PRODUCTS	1.42%	SCHAEFFLER INDIA LTD	AUTO COMPONENTS	0.39%
PIDILITE INDUSTRIES LIMITED	CHEMICALS & PETROCHEMICALS	1.39%	LINDE INDIA LIMITED	CHEMICALS & PETROCHEMICALS	0.38%
LUPIN LIMITED	PHARMACEUTICALS & BIOTECHNOLOGY	1.30%	SUNDRAM FASTENERS LIMITED	AUTO COMPONENTS	0.38%
HAVELLS INDIA LIMITED	CONSUMER DURABLES	1.28%	ESCORTS KUBOTA LIMITED	AGRICULTURAL, COMMERCIAL & CONSTRUCTION VEHICLES	0.36%
TUBE INVESTMENTS OF INDIA LTD	AUTO COMPONENTS	1.21%	KAJARIA CERAMICS LIMITED	CONSUMER DURABLES	0.35%
VEDANTA LIMITED	DIVERSIFIED METALS	1.20%	NAVIN FLUORINE INTERNATIONAL LIMITED	CHEMICALS & PETROCHEMICALS	0.35%
SRF LIMITED	CHEMICALS & PETROCHEMICALS	1.16%	HONEYWELL AUTOMATION INDIA LIMITED	INDUSTRIAL MANUFACTURING	0.32%
BHARAT FORGE LIMITED	INDUSTRIAL PRODUCTS	1.12%	TIMKEN INDIA LIMITED	INDUSTRIAL PRODUCTS	0.32%
ABB INDIA LIMITED	ELECTRICAL EQUIPMENT	1.10%	BATA INDIA LIMITED	CONSUMER DURABLES	0.30%
CG POWER AND INDUSTRIAL SOLUTIONS LTD	ELECTRICAL EQUIPMENT	1.08%	HINDUSTAN COPPER LIMITED	NON - FERROUS METALS	0.30%
APL APOLLO TUBES LIMITED	INDUSTRIAL PRODUCTS	1.05%	HINDUSTAN ZINC LIMITED	NON - FERROUS METALS	0.26%
SUPREME INDUSTRIES LIMITED	INDUSTRIAL PRODUCTS	1.02%	MAZAGON DOCK SHIPBUILDERS LIMITED	INDUSTRIAL MANUFACTURING	0.24%
PI INDUSTRIES LIMITED	FERTILIZERS & AGROCHEMICALS	0.98%	K.P.R. MILL LTD	TEXTILES & APPARELS	0.23%
MRF LIMITED	AUTO COMPONENTS	0.97%	RELAXO FOOTWEARS LIMITED	CONSUMER DURABLES	0.20%
AUROBINDO PHARMA LIMITED	PHARMACEUTICALS & BIOTECHNOLOGY	0.96%	CHAMBAL FERTILIZERS & CHEMICALS LIMITED	FERTILIZERS & AGROCHEMICALS	0.19%
JINDAL STEEL & POWER LIMITED	FERROUS METALS	0.95%	TEJAS NETWORKS LIMITED	TELECOM - EQUIPMENT & ACCESSORIES	0.18%
SAMVARDHANA MOTHERSON INTERNATIONAL LTD	AUTO COMPONENTS	0.94%	TRIDENT LIMITED	TEXTILES & APPARELS	0.17%
SONA BLW PRECISION FORGINGS LIMITED	AUTO COMPONENTS	0.94%	TREPS (including TBILL held as Collateral)/		
ASHOK LEYLAND LIMITED	AGRICULTURAL, COMMERCIAL & CONSTRUCTION VEHICLES	0.93%	Reverse Repo/Net Current Assets/Cash/Cash Equivalent		-0.70%
ASTRAL LIMITED	INDUSTRIAL PRODUCTS	0.93%	Total		100.00%
			*Top 10 Holdings		

Performance as on 29 February, 2024

Period	Navi Nifty India Manufacturing Index Fund - Regular Growth	Nifty India Manufacturing TRI [®]	Navi Nifty India Manufacturing Index Fund - Direct Growth	Nifty India Manufacturing TRI [®]
1 Year CAGR %	46.98%	48.76%	48.25%	48.76%
Since Inception CAGR %	25.17%	27.29%	26.25%	27.29%
Current Value of investment if ₹ 10000/- was invested on Inception date (in ₹)	14017	14376	14200	14376
Current Value of Investment if 10000/- was invested 1 year ago	14714	14892	14841	14892

*In case, the start date or the end date of the concerned period is a non-business day, the NAV of the previous business day is considered for computation of returns. Past performance may or may not be sustained in future. The Direct Plan has a lower expense ratio as compared to the Regular/ Other than Direct Plan to the extent of distribution expenses, commission, etc. and no commission or distribution expenses for distribution of Units or distribution expenses are paid / charged under the Direct Plan. Standard benchmarks prescribed are as per the applicable circular by SEBI.
 @- Benchmark.

SIP Returns as on 29 February, 2024

SIP Tenure (in Years)	1 Year	Since Inception
Investment Amount	10,000	10,000
Total No. of Installments	12	19
Total Amount Invested (in RS.)	120000	190000
Present Value (in RS.)	150319	246395
Nifty India Manufacturing TRI	-	-
Total No. Units	10724	17579
Yield (%)	50.16	39.06

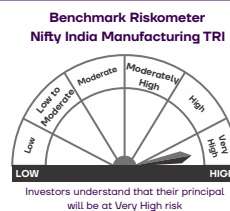
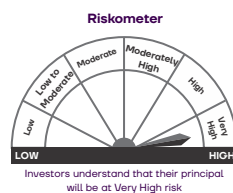
SIP date every 1st business day of the month

SIP Returns are for regular plan. Past performance may or may not be sustained in the future. Assuming ₹10,000 invested systematically on the first Business Day of every month over a period of time. Load is not taken into consideration for computation of performance. The above investment simulation is for illustrative purpose only and should not be construed as a promise on minimum returns and safeguard of capital. The AMC/Mutual Fund is not guaranteeing or promising or forecasting any returns. SIP does not assure a profit or guarantee protection against a loss in a declining market.

This Product Is Suitable For Investors Who Are Seeking[^]

- Capital appreciation over the long term
- Equity and Equity related securities covered by Nifty India Manufacturing Index
- Return that corresponds to the performance of Nifty India Manufacturing Index, subject to tracking error
- Degree of risk - **VERY HIGH**

[^] Investors should consult their financial advisers if in doubt about whether the product is suitable for them.



Navi ELSS Tax Saver Nifty 50 Index Fund

An open-ended passive equity-linked saving scheme with a statutory lock-in of 3 years and tax benefit replicating/tracking the Nifty 50 index



Investment Objective

The investment objective of the Scheme is to invest in companies whose securities are included in Nifty 50 Index (the Index) and to endeavour to achieve the returns of the index, though subject to tracking error. Investment in this scheme would be subject to statutory lock-in period of 3 years from the date of allotment to be eligible for income tax benefit under section 80 C. However, there is no assurance that the investment objective of the Scheme will be realized.



Fund Manager

*Mr. Aditya Mulki is managing this fund w.e.f. 20th March, 2023.
*Mr. Aditya Mulki manages 15 schemes of Navi Mutual fund
Mr. Ashutosh Shirwaikar as a co fund manager is managing this fund w.e.f. 01st August, 2023



Scheme Details

Inception Date (Date of Allotment): 20th March, 2023
Benchmark: Nifty 50 TRI

Minimum Application Amount: ₹ 500/- and in multiples of ₹ 500/- thereafter

Load Structure: Entry Load : NIL | Exit Load : NIL

Asset Allocation Pattern: Equity & equity related securities covered by Nifty 50 Index: 95% to 100%
Debt & Money Market Instruments: 0% to 5%

Total Expense Ratio (TER)*: Regular Plan: 0.99% | Direct Plan: 0.10%
- Above TER includes additional expenses but excludes GST. For TER inclusive of GST please refer to page no. 25

Portfolio Turnover Ratio (Times): 0.02%
Expense structure for Direct & Regular Plan may vary.



Net Asset Value (NAV)

as on February 29, 2024 (in) (Last Business Day Of The Month)

Scheme	NAV (in Rs.)
Direct Plan - Dividend Option	13.0510
Direct Plan - Growth Option	13.0448
Regular Plan - Dividend Option	12.9504
Regular Plan - Growth Option	12.8990



Fund Size (as on February 29, 2024)

AUM: ₹ 38.99 Crs | **Monthly Average AUM:** ₹ 37.32 Crs

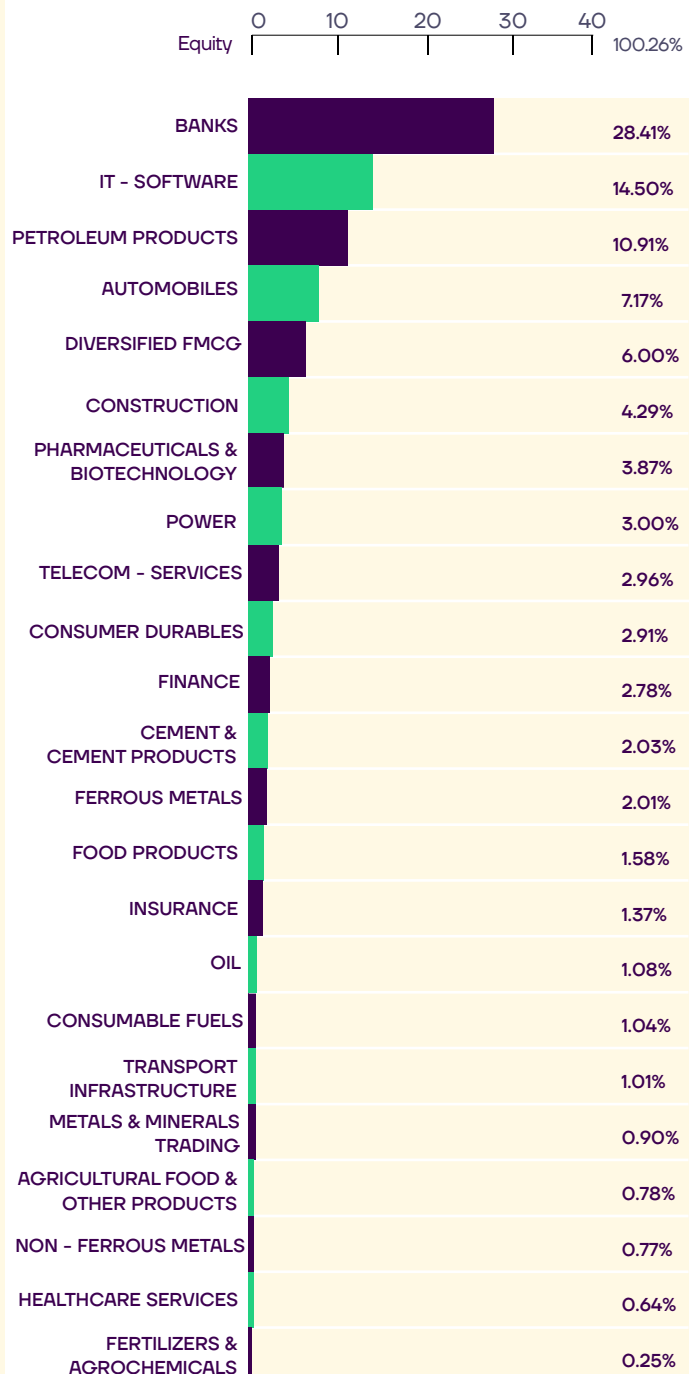


Tracking Error

(Annualised as on February 29, 2024)

Tracking Error	Tracking Difference
0.1400%	-0.4700%

Industry Allocation Equity (%)



Portfolio Holdings as on 29 February, 2024

Portfolio Holdings	Sector	% of Net Assets	Portfolio Holdings	Sector	% of Net Assets
EQUITY SHARES		100.26%	NESTLE INDIA LIMITED	FOOD PRODUCTS	0.97%
* HDFC BANK LIMITED	BANKS	11.00%	BAJAJ AUTO LIMITED	AUTOMOBILES	0.93%
* RELIANCE INDUSTRIES LIMITED	PETROLEUM PRODUCTS	10.31%	ADANI ENTERPRISES LIMITED	METALS & MINERALS TRADING	0.90%
* ICICI BANK LIMITED	BANKS	7.70%	BAJAJ FINSERV LIMITED	FINANCE	0.90%
* INFOSYS LIMITED	IT - SOFTWARE	6.23%	GRASIM INDUSTRIES LIMITED	CEMENT & CEMENT PRODUCTS	0.84%
* TATA CONSULTANCY SERVICES LIMITED	IT - SOFTWARE	4.33%	TECH MAHINDRA LIMITED	IT - SOFTWARE	0.83%
* LARSEN & TOUBRO LIMITED	CONSTRUCTION	4.29%	DR. REDDY'S LABORATORIES LIMITED	PHARMACEUTICALS & BIOTECHNOLOGY	0.82%
* ITC LIMITED	DIVERSIFIED FMCG	3.75%	CIPLA LIMITED	PHARMACEUTICALS & BIOTECHNOLOGY	0.81%
* AXIS BANK LIMITED	BANKS	3.11%	JSW STEEL LIMITED	FERROUS METALS	0.80%
* STATE BANK OF INDIA	BANKS	2.99%	TATA CONSUMER PRODUCTS LIMITED	AGRICULTURAL FOOD & OTHER PRODUCTS	0.78%
* BHARTI AIRTEL LIMITED	TELECOM - SERVICES	2.96%	HINDALCO INDUSTRIES LIMITED	NON - FERROUS METALS	0.77%
KOTAK MAHINDRA BANK LIMITED	BANKS	2.59%	WIPRO LIMITED	IT - SOFTWARE	0.76%
HINDUSTAN UNILEVER LIMITED	DIVERSIFIED FMCG	2.25%	SBI LIFE INSURANCE COMPANY LIMITED	INSURANCE	0.73%
BAJAJ FINANCE LIMITED	FINANCE	1.88%	APOLLO HOSPITALS ENTERPRISE LIMITED	HEALTHCARE SERVICES	0.64%
HCL TECHNOLOGIES LIMITED	IT - SOFTWARE	1.84%	HDFC LIFE INSURANCE COMPANY LIMITED	INSURANCE	0.64%
MAHINDRA & MAHINDRA LIMITED	AUTOMOBILES	1.80%	BRITANNIA INDUSTRIES LIMITED	FOOD PRODUCTS	0.61%
SUN PHARMACEUTICAL INDUSTRIES LIMITED	PHARMACEUTICALS & BIOTECHNOLOGY	1.78%	BHARAT PETROLEUM CORPORATION LTD	PETROLEUM PRODUCTS	0.60%
TATA MOTORS LIMITED	AUTOMOBILES	1.75%	HERO MOTOCORP LIMITED	AUTOMOBILES	0.60%
NTPC LIMITED	POWER	1.66%	EICHER MOTORS LIMITED	AUTOMOBILES	0.54%
TITAN COMPANY LIMITED	CONSUMER DURABLES	1.58%	LTIMINDTREE LTD	IT - SOFTWARE	0.51%
MARUTI SUZUKI INDIA LIMITED	AUTOMOBILES	1.55%	DIVI'S LABORATORIES LIMITED	PHARMACEUTICALS & BIOTECHNOLOGY	0.46%
POWER GRID CORPORATION OF INDIA LTD	POWER	1.34%	UPL LIMITED	FERTILIZERS & AGROCHEMICALS	0.25%
ASIAN PAINTS LIMITED	CONSUMER DURABLES	1.33%	TREPS (including TBILL held as Collateral)/		
TATA STEEL LIMITED	FERROUS METALS	1.21%	Reverse Repo/Net Current Assets/Cash/Cash Equivalent		-0.26%
ULTRATECH CEMENT LIMITED	CEMENT & CEMENT PRODUCTS	1.19%	Total		100.00%
OIL & NATURAL GAS CORPORATION LIMITED	OIL	1.08%			
COAL INDIA LIMITED	CONSUMABLE FUELS	1.04%			
INDUSIND BANK LIMITED	BANKS	1.02%			
ADANI PORT & SPECIAL ECONOMIC ZONE LTD	TRANSPORT INFRASTRUCTURE	1.01%			

*Top 10 Holdings

Performance as on 29 February, 2024

Period	Navi ELSS Tax Saver Nifty 50 Index Fund - Regular Growth	Nifty 50 TRI [@]	Navi ELSS Tax Saver Nifty 50 Index Fund - Direct Growth	Nifty 50 TRI [@]
Since Inception Return %	28.99%	29.97%	30.45%	29.97%
Current Value of investment if ₹ 10000/- was invested on Inception date (in ₹)	12899	12997	13045	12997

*In case, the start date or the end date of the concerned period is a non-business day, the NAV of the previous business day is considered for computation of returns. Past performance may or may not be sustained in future. The Direct Plan has a lower expense ratio as compared to the Regular/ Other than Direct Plan to the extent of distribution expenses, commission, etc. and no commission or distribution expenses for distribution of Units or distribution expenses are paid / charged under the Direct Plan. Standard benchmarks prescribed are as per the applicable circular by SEBI. @- Benchmark.

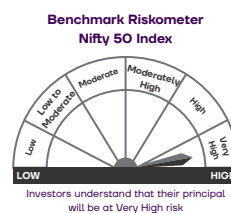
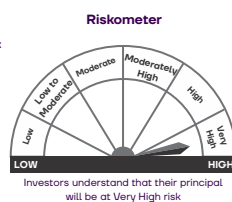
This Product Is Suitable For Investors Who Are Seeking[^]

- Capital appreciation over the long term

- Investment in stocks comprising the Nifty 50 Index in the same proportion as in the index to achieve returns equivalent to the Total Returns Index of Nifty 50 Index, subject to tracking error while offering deduction under Section 80C of IT Act, 1961

- Degree of risk - **VERY HIGH**

[^] Investors should consult their financial advisers if in doubt about whether the product is suitable for them.



Navi Nifty 50 ETF

An open-ended exchange traded fund replicating/tracking NIFTY 50 index



Investment Objective

The investment objective of the scheme is to provide returns before expenses that correspond to the total return of the underlying index subject to tracking errors. However, there can be no assurance or guarantee that the investment objective of the Scheme would be achieved.



Fund Manager

*Mr. Aditya Mulki is managing this fund w.e.f. 18th September, 2023.

*Mr. Aditya Mulki manages 15 schemes of Navi Mutual fund

Mr. Ashutosh Shirwaikar as a co fund manager is managing this fund w.e.f. 18th September, 2023



Scheme Details

Inception Date (Date of Allotment): 18th September, 2023

Benchmark: Nifty 50 Index TRI

Minimum Application Amount: ₹ 250/- and in multiples of ₹ 1/- thereafter

Load Structure: Entry Load : NIL | Exit Load : NIL

Asset Allocation Pattern: Equity and equity related securities covered by Nifty 50 Index : 95% to 100% Debt and Money Market Instruments: 0% to 5%

Total Expense Ratio (TER)[#]: Total Expense Ratio (TER): 0.05%

- Above TER includes additional expenses but excludes GST. For TER inclusive of GST please refer to page no. 25

Expense structure for Direct & Regular Plan may vary.



Net Asset Value (NAV)

as on February 29, 2024 (in) (Last Business Day Of The Month)

Scheme	NAV (in Rs.)
Growth Option	----- 220.6334

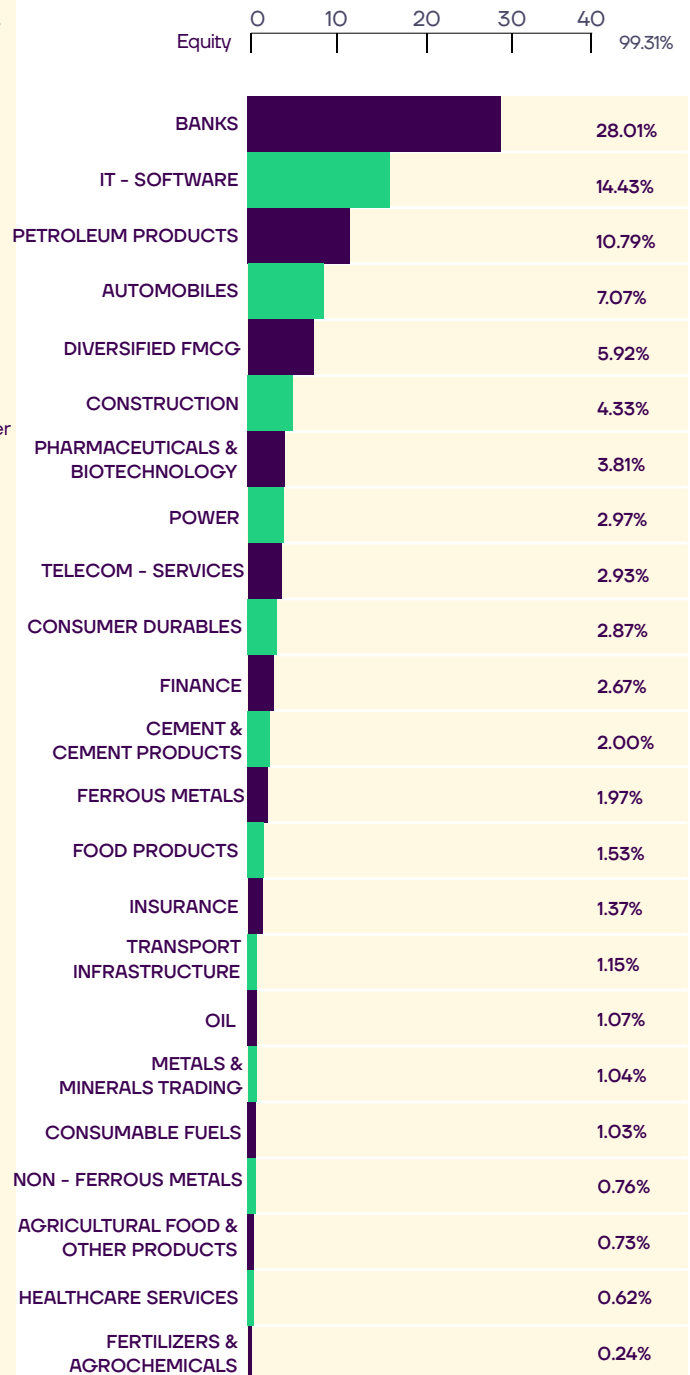


Fund Size

(as on February 29, 2024)

AUM: ₹ 6.45 Crs | **Monthly Average AUM:** ₹ 6.44 Crs

Industry Allocation Equity (%)



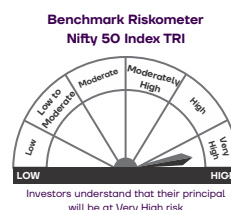
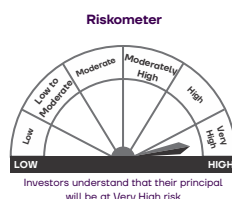
Portfolio Holdings as on 29 February, 2024

Portfolio Holdings	Sector	% of Net Assets	Portfolio Holdings	Sector	% of Net Assets
EQUITY SHARES			99.31%		
* HDFC BANK LIMITED	BANKS	10.85%	INDUSIND BANK LIMITED	BANKS	0.99%
* RELIANCE INDUSTRIES LIMITED	PETROLEUM PRODUCTS	10.20%	NESTLE INDIA LIMITED	FOOD PRODUCTS	0.93%
* ICICI BANK LIMITED	BANKS	7.60%	BAJAJ AUTO LIMITED	AUTOMOBILES	0.92%
* INFOSYS LIMITED	IT - SOFTWARE	6.18%	BAJAJ FINSERV LIMITED	FINANCE	0.89%
* LARSEN & TOUBRO LIMITED	CONSTRUCTION	4.33%	GRASIM INDUSTRIES LIMITED	CEMENT & CEMENT PRODUCTS	0.83%
* TATA CONSULTANCY SERVICES LIMITED	IT - SOFTWARE	4.33%	TECH MAHINDRA LIMITED	IT - SOFTWARE	0.82%
* ITC LIMITED	DIVERSIFIED FMCG	3.70%	CIPLA LIMITED	PHARMACEUTICALS &	
* AXIS BANK LIMITED	BANKS	3.04%		BIOTECHNOLOGY	0.80%
* STATE BANK OF INDIA	BANKS	2.97%	DR. REDDY'S LABORATORIES LIMITED	PHARMACEUTICALS &	
* BHARTI AIRTEL LIMITED	TELECOM - SERVICES	2.93%		BIOTECHNOLOGY	0.80%
KOTAK MAHINDRA BANK LIMITED	BANKS	2.56%	JSW STEEL LIMITED	FERROUS METALS	0.79%
HINDUSTAN UNILEVER LIMITED	DIVERSIFIED FMCG	2.22%	WIPRO LIMITED	IT - SOFTWARE	0.79%
HCL TECHNOLOGIES LIMITED	IT - SOFTWARE	1.82%	HINDALCO INDUSTRIES LIMITED	NON - FERROUS METALS	0.76%
MAHINDRA & MAHINDRA LIMITED	AUTOMOBILES	1.79%	TATA CONSUMER PRODUCTS LIMITED	AGRICULTURAL FOOD &	
BAJAJ FINANCE LIMITED	FINANCE	1.78%		OTHER PRODUCTS	0.73%
SUN PHARMACEUTICAL INDUSTRIES LIMITED	PHARMACEUTICALS &		SBI LIFE INSURANCE COMPANY LIMITED	INSURANCE	0.72%
	BIOTECHNOLOGY	1.76%	HDFC LIFE INSURANCE COMPANY LIMITED	INSURANCE	0.65%
TATA MOTORS LIMITED	AUTOMOBILES	1.73%	APOLLO HOSPITALS ENTERPRISE LIMITED	HEALTHCARE SERVICES	0.62%
NTPC LIMITED	POWER	1.64%	BRITANNIA INDUSTRIES LIMITED	FOOD PRODUCTS	0.60%
TITAN COMPANY LIMITED	CONSUMER DURABLES	1.56%	BHARAT PETROLEUM CORPORATION LTD	PETROLEUM PRODUCTS	0.59%
MARUTI SUZUKI INDIA LIMITED	AUTOMOBILES	1.52%	HERO MOTOCORP LIMITED	AUTOMOBILES	0.58%
POWER GRID CORPORATION OF INDIA LTD	POWER	1.33%	EICHER MOTORS LIMITED	AUTOMOBILES	0.53%
ASIAN PAINTS LIMITED	CONSUMER DURABLES	1.31%	LTIMINDTREE LTD	IT - SOFTWARE	0.49%
TATA STEEL LIMITED	FERROUS METALS	1.18%	DIVI'S LABORATORIES LIMITED	PHARMACEUTICALS &	
ULTRATECH CEMENT LIMITED	CEMENT & CEMENT PRODUCTS	1.17%		BIOTECHNOLOGY	0.45%
ADANI PORT & SPECIAL ECONOMIC ZONE			UPL LIMITED	FERTILIZERS & AGROCHEMICALS	0.24%
LTD	TRANSPORT INFRASTRUCTURE	1.15%	TREPS (including TBILL held as Collateral)/		
OIL & NATURAL GAS CORPORATION LTD	OIL	1.07%	Reverse Repo/Net Current Assets/Cash/Cash Equivalent		
ADANI ENTERPRISES LIMITED	METALS & MINERALS TRADING	1.04%	0.69%		
COAL INDIA LIMITED	CONSUMABLE FUELS	1.03%	Total		
			100.00%		
			*Top 10 Holdings		

Note: *The simple annualized returns shall be provided once the scheme has completed 6 months*.

This Product Is Suitable For Investors Who Are Seeking[^]

- Returns that are commensurate (before fees and expenses) with the performance of the NIFTY 50 Index, subject to tracking errors over long term
 - Investment in equity securities covered by the NIFTY 50 Index
 - Degree of risk – **VERY HIGH**
- [^] Investors should consult their financial advisers if in doubt about whether the product is suitable for them.



Navi S&P BSE Sensex Index Fund

An open-ended scheme replicating/ tracking S&P BSE SENSEX Index



Investment Objective

The investment objective of the Scheme is to generate returns that are commensurate with the performance of the S&P BSE SENSEX Index, subject to tracking errors. There is no assurance that the investment objective of the Scheme will be achieved.



Fund Manager

*Mr. Aditya Mulki is managing this fund w.e.f. 04th September, 2023.

*Mr. Aditya Mulki manages 15 schemes of Navi Mutual fund

Mr. Ashutosh Shirwaikar as a co fund manager is managing this fund w.e.f. 04th September, 2023



Scheme Details

Inception Date (Date of Allotment): 04th September, 2023

Benchmark: S&P BSE SENSEX Index TRI

Minimum Application Amount: ₹ 10/- and in multiples of ₹ 1/- thereafter

Load Structure: Entry Load : NIL | Exit Load : NIL

Asset Allocation Pattern: Equity and Equity related securities of companies constituting the underlying index i.e. S&P BSE Sensex Index:- 95% to 100%

Debt and Money Market instruments: 0% to 5%

Total Expense Ratio (TER)*: Regular Plan: 0.90% | Direct Plan: 0.14%

- Above TER includes additional expenses but excludes GST. For TER inclusive of GST please refer to page no. 26

Portfolio Turnover Ratio (Times): 0.29%

Expense structure for Direct & Regular Plan may vary.



Net Asset Value (NAV)

as on February 29, 2024 (in) (Last Business Day Of The Month)

Scheme	NAV (in Rs.)
Direct Plan - Growth Option	11.0407
Regular Plan - Growth Option	10.9996

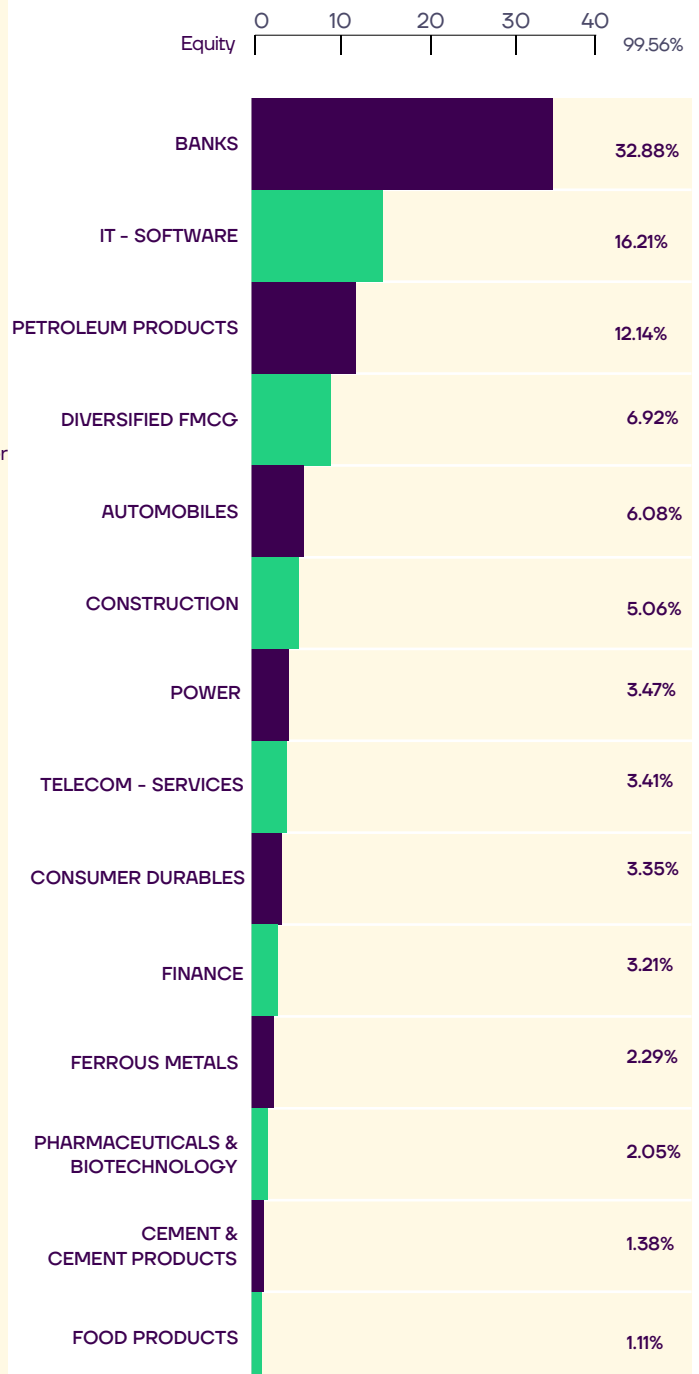


Fund Size

(as on February 29, 2024)

AUM: ₹ 8.77 Crs | **Monthly Average AUM:** ₹ 9.01 Crs

Industry Allocation Equity (%)



Portfolio Holdings as on 29 February, 2024

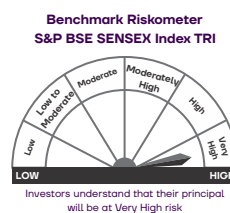
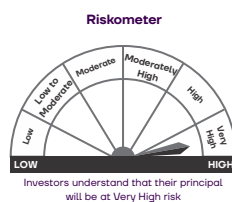
Portfolio Holdings	Sector	% of Net Assets	Portfolio Holdings	Sector	% of Net Assets
EQUITY SHARES		99.56%	TITAN COMPANY LIMITED	CONSUMER DURABLES	1.82%
* HDFC BANK LIMITED	BANKS	12.79%	MARUTI SUZUKI INDIA LIMITED	AUTOMOBILES	1.80%
* RELIANCE INDUSTRIES LIMITED	PETROLEUM PRODUCTS	12.14%	POWER GRID CORPORATION OF		
* ICICI BANK LIMITED	BANKS	8.89%	INDIA LIMITED	POWER	1.55%
* INFOSYS LIMITED	IT - SOFTWARE	7.20%	ASIAN PAINTS LIMITED	CONSUMER DURABLES	1.53%
* LARSEN & TOUBRO LIMITED	CONSTRUCTION	5.06%	ULTRATECH CEMENT LIMITED	CEMENT & CEMENT PRODUCTS	1.38%
* TATA CONSULTANCY SERVICES LIMITED	IT - SOFTWARE	5.05%	TATA STEEL LIMITED	FERROUS METALS	1.37%
* ITC LIMITED	DIVERSIFIED FMCG	4.33%	INDUSIND BANK LIMITED	BANKS	1.16%
* AXIS BANK LIMITED	BANKS	3.67%	NESTLE INDIA LIMITED	FOOD PRODUCTS	1.11%
* STATE BANK OF INDIA	BANKS	3.46%	BAJAJ FINSERV LIMITED	FINANCE	1.04%
* BHARTI AIRTEL LIMITED	TELECOM - SERVICES	3.41%	TECH MAHINDRA LIMITED	IT - SOFTWARE	0.96%
KOTAK MAHINDRA BANK LIMITED	BANKS	2.91%	JSW STEEL LIMITED	FERROUS METALS	0.92%
HINDUSTAN UNILEVER LIMITED	DIVERSIFIED FMCG	2.59%	WIPRO LIMITED	IT - SOFTWARE	0.88%
MAHINDRA & MAHINDRA LIMITED	AUTOMOBILES	2.23%	TREPS (including TBILL held as Collateral)/		
BAJAJ FINANCE LIMITED	FINANCE	2.17%	Reverse Repo/Net Current Assets/Cash/Cash Equivalent		0.44%
HCL TECHNOLOGIES LIMITED	IT - SOFTWARE	2.12%	Total		100.00%
SUN PHARMACEUTICAL INDUSTRIES LTD	PHARMACEUTICALS &		*Top 10 Holdings		
	BIOTECHNOLOGY	2.05%			
TATA MOTORS LIMITED	AUTOMOBILES	2.05%			
NTPC LIMITED	POWER	1.92%			

Performance as on 29 February, 2024

Period	Navi Navi S&P BSE Sensex Index Fund - Regular Growth	S&P BSE SENSEX Index (TRI)	Navi S&P BSE Sensex Index Fund - Direct Growth	S&P BSE SENSEX Index (TRI)
Since Inception Return %	10.00%	10.60%	10.41%	10.60%
Current Value of investment if ₹ 10000/- was invested on Inception date (in ₹)	11000	11060	11041	11060

This Product Is Suitable For Investors Who Are Seeking[^]

- Long term wealth creation solution
 - An index fund that seeks to track returns by investing in a basket of S&P BSE SENSEX Index stocks and aims to achieve returns of the stated index, subject to tracking error.
 - Degree of risk – **VERY HIGH**
- ^A Investors should consult their financial advisers if in doubt about whether the product is suitable for them.



FUNDS AT A GLANCE FOR NAVI MUTUAL FUND

Scheme Name	Additional Purchase amt.	Additional Purchase in multiples above	Minimum Redemption	Redemption Payout Cycle	SIP	SIP Frequency	SIP Min amt	SIP Min no. of Chgs	SIP Starting Date	SWP	SWP Frequency	SWP Min. Amt	SWP Starting Date	STP	STP Frequency	STP Min Amt	STP Starting Date	TER (Incl.GST)	AUM as on February 29, 2024
NavI Nifty 50 Index Fund An open ended FOF scheme replicating/ tracking Nifty 50 Index.	₹ 10/-	Multiples of ₹ 1/- thereafter	₹ 10/- and in multiples of ₹ 1/- thereafter	T+1*	Yes	Fortnightly, Monthly, Quarterly & Half Yearly	Fortnightly- ₹10 Monthly- ₹10 Quarterly- ₹10 Half Yearly- ₹10	Fortnightly 24 instalments, Monthly 12 -instalments, Quarterly 4 instalments, Half Yearly 2 instalments	Monthly; 5th of the month; quarterly 5th of April, July, October, January	Yes	Monthly & Quarterly	Monthly- ₹10/- Quarterly- ₹10/- Half Yearly- ₹10	Monthly; 5th of the month; quarterly 5th of April, July, October, January	Yes	Daily, Weekly fortnightly and Monthly	Daily- ₹ 10/- Fortnightly Weekly Monthly ₹ 10	Daily (Every Business Day), Weekly (every Wednesday) Fortnightly (every alternate Wednesday) Monthly (as on specified dates)	Reg - 0.26% Dir - 0.06%	₹ 1529.14 Crs
NavI US Total Stock Market FOF An open-ended FOF investing in units of the following US Stock Market ETF (UTI) or Fund (SWP/ISS): iShares S&P 500 Index Fund (SWP/ISS).	₹ 10/-	Multiples of ₹ 1/- thereafter	₹ 10/- and in multiples of ₹ 1/- thereafter	T+5	Yes	Fortnightly, Monthly, Quarterly & Half Yearly	Fortnightly- ₹10 Monthly- ₹10 Quarterly- ₹10 Half Yearly- ₹10		Fortnightly, every alternate wednesday/ Monthly-Any Day of the month except 29th, 30th, 31st/Quarterly - Any Day of the month except for each Quarter (i.e. January, April, July, October)	Yes	Monthly & Quarterly	Monthly- ₹10/- Quarterly- ₹10/- Half Yearly- ₹10	Monthly; 5th of the month; quarterly 5th of April, July, October, January	Yes	Daily, Weekly fortnightly and Monthly	Daily- ₹ 10/- Fortnightly Weekly Monthly ₹ 10	Daily (Every Business Day), Weekly (every Wednesday) Fortnightly (every alternate Wednesday) Monthly (as on specified dates)	₹ 861.43 Crs	
NavI NASDAQ 100 Fund of Fund An open-ended FOF investing in units of the following US Stock Market ETF (UTI) or Index Fund based on NASDAQ 100 Index.	₹ 10/-	Multiples of ₹ 1/- thereafter	₹ 10/- and in multiples of ₹ 1/- thereafter	T+5	Yes	Fortnightly, Monthly, Quarterly & Half Yearly	Fortnightly- ₹10 Monthly- ₹10 Quarterly- ₹10 Half Yearly- ₹10		Fortnightly, every alternate wednesday/ Monthly-Any Day of the month except 29th, 30th, 31st/Quarterly - Any Day of the month except for each Quarter (i.e. January, April, July, October)	Yes	Monthly & Quarterly	Monthly- ₹10/- Quarterly- ₹10/- Half Yearly- ₹10	Monthly; 5th of the month; quarterly 5th of April, July, October, January	Yes	Daily, Weekly fortnightly and Monthly	Daily- ₹ 10/- Fortnightly Weekly Monthly ₹ 10	Daily (Every Business Day), Weekly (every Wednesday) Fortnightly (every alternate Wednesday) Monthly (as on specified dates)	₹ 898.59 Crs	
NavI Nifty Next 50 Index Fund An open ended scheme replicating / tracking Nifty Next 50 Index.	₹ 10/-	Multiples of ₹ 1/- thereafter	₹ 10/- and in multiples of ₹ 1/- thereafter	T+1*	Yes	Fortnightly, Monthly, Quarterly & Half Yearly	Fortnightly- ₹10 Monthly- ₹10 Quarterly- ₹10 Half Yearly- ₹10		Fortnightly 24 instalments, Monthly 12 -instalments, Quarterly 4 instalments, Half Yearly 2 instalments	Yes	Monthly & Quarterly	Monthly- ₹10/- Quarterly- ₹10/- Half Yearly- ₹10	Monthly; 5th of the month; quarterly 5th of April, July, October, January	Yes	Daily, Weekly fortnightly and Monthly	Daily- ₹ 10/- Fortnightly Weekly Monthly ₹ 10	Daily (Every Business Day), Weekly (every Wednesday) Fortnightly (every alternate Wednesday) Monthly (as on specified dates)	₹ 216.50 Crs	
NavI Nifty Bank Index Fund An open ended scheme replicating / tracking Nifty Bank Index, TRI.	₹ 10/-	Multiples of ₹ 1/- thereafter	₹ 10/- and in multiples of ₹ 1/- thereafter	T+1*	Yes	Fortnightly, Monthly, Quarterly & Half Yearly	Fortnightly- ₹10 Monthly- ₹10 Quarterly- ₹10 Half Yearly- ₹10		Fortnightly 24 instalments, Monthly 12 -instalments, Quarterly 4 instalments, Half Yearly 2 instalments	Yes	Monthly & Quarterly	Monthly- ₹10/- Quarterly- ₹10/- Half Yearly- ₹10	Monthly; 5th of the month; quarterly 5th of April, July, October, January	Yes	Daily, Weekly fortnightly and Monthly	Daily- ₹ 10/- Fortnightly Weekly Monthly ₹ 10	Daily (Every Business Day), Weekly (every Wednesday) Fortnightly (every alternate Wednesday) Monthly (as on specified dates)	₹ 480.50 Crs	
NavI Nifty Midcap 150 Index Fund An open-ended equity scheme replicating / tracking Nifty Midcap 150 Index.	₹ 10/-	Multiples of ₹ 1/- thereafter	₹ 10/- and in multiples of ₹ 1/- thereafter	T+1*	Yes	Fortnightly, Monthly, Quarterly & Half Yearly	Fortnightly- ₹10 Monthly- ₹10 Quarterly- ₹10 Half Yearly- ₹10		Fortnightly 24 instalments, Monthly 12 -instalments, Quarterly 4 instalments, Half Yearly 2 instalments	Yes	Monthly & Quarterly	Monthly- ₹10/- Quarterly- ₹10/- Half Yearly- ₹10	Monthly; 5th of the month; quarterly 5th of April, July, October, January	Yes	Daily, Weekly fortnightly and Monthly	Daily- ₹ 10/- Fortnightly Weekly Monthly ₹ 10	Daily (Every Business Day), Weekly (every Wednesday) Fortnightly (every alternate Wednesday) Monthly (as on specified dates)	₹ 115.94 Crs	
NavI Nifty India Manufacturing Index Fund An open ended scheme replicating / tracking Nifty India Manufacturing TRI.	₹ 10/-	Multiples of ₹ 1/- thereafter	₹ 10/- and in multiples of ₹ 1/- thereafter	T+1*	Yes	Fortnightly, Monthly, Quarterly & Half Yearly	Fortnightly- ₹10 Monthly- ₹10 Quarterly- ₹10 Half Yearly- ₹10		Fortnightly 24 instalments, Monthly 12 -instalments, Quarterly 4 instalments, Half Yearly 2 instalments	Yes	Monthly & Quarterly	Monthly- ₹10/- Quarterly- ₹10/- Half Yearly- ₹10	Monthly; 5th of the month; quarterly 5th of April, July, October, January	Yes	Daily, Weekly fortnightly and Monthly	Daily- ₹ 10/- Fortnightly Weekly Monthly ₹ 10	Daily (Every Business Day), Weekly (every Wednesday) Fortnightly (every alternate Wednesday) Monthly (as on specified dates)	₹ 24.00 Crs	
NavI ELSS Tax Saver Nifty 50 Index Fund An open-ended passive equity-linked saving scheme with a statutory lock-in of 3 years and tax benefit replicating/ tracking the Nifty 50 Index.	₹ 500/-	Multiples of ₹ 1/- thereafter	₹ 500/- and in multiples of ₹ 1/- thereafter	T+1*	Yes	Fortnightly, Monthly, Quarterly & Half Yearly	Fortnightly- ₹500 Monthly- ₹500 Quarterly- ₹500 Half Yearly- ₹500		Fortnightly 24 instalments, Monthly 12 -instalments, Quarterly 4 instalments, Half Yearly 2 instalments	Yes	Monthly & Quarterly	Monthly- ₹500/- Quarterly- ₹500/- Half Yearly- ₹500	Monthly; 5th of the month; quarterly 5th of April, July, October, January	Yes	Daily, Weekly fortnightly and Monthly	Daily- ₹ 500/- Fortnightly Weekly Monthly ₹ 500	Daily (Every Business Day), Weekly (every Wednesday) Fortnightly (every alternate Wednesday) Monthly (as on specified dates)	₹ 38.99 Crs	
NavI Nifty 50 ETF Fund An open-ended exchange traded fund replicating/ tracking NIFTY 50 Index	₹ 500/-	Multiples of ₹ 1/- thereafter	₹ 250/- and in multiples of ₹ 1/- thereafter	T+1*	Yes	Fortnightly, Monthly, Quarterly & Half Yearly	Fortnightly- ₹500 Monthly- ₹500 Quarterly- ₹500 Half Yearly- ₹500		Fortnightly 24 instalments, Monthly 12 -instalments, Quarterly 4 instalments, Half Yearly 2 instalments	Yes	Monthly & Quarterly	Monthly- ₹500/- Quarterly- ₹500/- Half Yearly- ₹500	Monthly; 5th of the month; quarterly 5th of April, July, October, January	Yes	Daily, Weekly fortnightly and Monthly	Daily- ₹ 500/- Fortnightly Weekly Monthly ₹ 500	Daily (Every Business Day), Weekly (every Wednesday) Fortnightly (every alternate Wednesday) Monthly (as on specified dates)	₹ 6.45 Crs	

FUNDS AT A GLANCE FOR NAVI MUTUAL FUND

Scheme Name	Additional Purchase amt.	Additional Purchase in multiples above	Minimum Redemption	Min Redemption units	Redemption Payout Cycle	SIP	SIP Frequency	SIP Min amt	SIP Min no. of Chqs	SIP Starting Date	SWP	SWP Frequency	SWP Min. Amt	SWP Starting Date	STP	STP Frequency	STP Min Amt	STP Starting Date	TER (Incl.GST)	AUM as on February 29, 2024
Navi S&P BSE Sensex Index Fund An open-ended scheme replicating/ tracking S&P BSE SENSEX Index	₹ 10/-	Multiples of ₹ 1/- thereafter	₹ 10/- and in multiples of ₹ 1/- thereafter	1 units or account balance whichever is lower	T+1*	Yes	Fortnightly, Monthly, Quarterly & Half Yearly	Fortnightly- ₹10 Monthly- ₹10 Quarterly- ₹10 Half Yearly- ₹10			Yes	Monthly & Quarterly	Monthly- ₹10/- Quarterly- ₹10/- Half Yearly- ₹10/-	Monthly, 5th of the month; quarterly 5th of April, July, October, January	Yes	Daily, Weekly fortnightly and Monthly	Daily- ₹ 10/- Fortnightly/Weekly Monthly ₹ 10	Daily (Every Business Day), Weekly (every Wednesday) Fortnightly (every alternate Wednesday) Monthly (as on specified dates)	Reg - 0.90% Dir - 0.14%	₹ 8,77 Crs

Note: The Trustee will endeavor to declare the Dividend as per the specified frequencies, subject to availability of distributable surplus calculated in accordance with the Regulations. The actual declarations of Dividend and frequency will inter-alia depend on availability of distributable surplus calculated in accordance with SEBI (MF) Regulations and the decisions of the Trustee shall be final in this regard. There is no assurance or guarantee to the Unit holders as to the rate of Dividend nor that the Dividend will be paid regularly. Dividend payable under Dividend Payout of Income Distribution cum Capital Withdrawal option (Weekly Option) is equal to or less than `500 then the Dividend would be compulsorily reinvested in the option of the Scheme. In case an investor fails to specify his preference of Plans/Sub Plans/Options in the above mentioned schemes, the default Plan/Sub Plan/Options would be as above. * SWP/STP available only after completion of statutory lock-in period of 3 years from the date of investment by the investor.

*endeavour T+1

Any information herein contained does not constitute and shall be deemed not to constitute an advice, an offer to sell/ purchase or as an invitation or solicitation to do so for any securities of any entity, and further, Navi AMC Limited or their officers, employees, personnel, directors may be associated in a commercial, professional or personal capacity or may have a commercial interest including as proprietary traders in or with securities and / or companies or issues or matters as contained in this publication and such commercial capacity or interest whether or not differing with or conflicting with this publication, shall not make or render (Navi Trustee Limited) liable in any manner whatsoever & (Navi Trustee Limited) or any of their officers, employees, personnel, directors shall not be liable for any loss, damage, liability whatsoever for any direct or indirect loss arising from the use or access of any information that may be displayed in this publication from time to time. Recipients of the information contained herein should exercise due care and caution and read the Scheme information Document(s) and Statement of Additional information (including if necessary, obtaining the advice of tax/ legal/accounting/ financial/ other professionals) prior to taking of any decision, acting or omitting to act, on the basis of the information contained herein.

Statutory details: Navi Mutual Fund has been established as a Trust under the Indian Trusts Act, 1882, sponsored by Navi MF Sponsor Private Limited (Formerly known as Anmol Como Brakign Private Limited) (liability restricted to Rs.1 Lakh)
Trustee: Navi Trustee Limited .Investment Manager: Navi AMC Limited (the AMC).

Indicative format of disclosure on performance of other schemes managed by the fund manager
Mr. Aditya Mulki

Period	1 Year (CAGR)		3 Years (CAGR)		5 Years (CAGR)	
	Scheme return %	Benchmark Return%	Scheme return %	Benchmark Return%	Scheme return %	Benchmark Return%
Navi Nifty Next 50 Index Fund - Direct Growth	58.60	59.13	-	-	-	-
Navi Nifty Midcap 150 Index fund - Direct Growth	56.11	57.08	-	-	-	-
Navi NASDAQ 100 Fund of Fund - Direct Growth	50.44	49.67	-	-	-	-
Navi Conservative Hybrid Fund- DirectGrowth	12.87	12.52	7.52	7.67	7.84	9.40
Navi Nifty Bank Index Fund - Direct Growth	14.97	15.45	-	-	-	-
Navi Aggressive Hybrid Fund - Direct Gowth	27.52	26.58	16.09	14.08	14.63	15.07

Mr. Ashutosh Shirwaikar

Period	1 Year (CAGR)		3 Years (CAGR)		5 Years (CAGR)	
	Scheme return %	Benchmark Return%	Scheme return %	Benchmark Return%	Scheme return %	Benchmark Return%
Navi Nifty Next 50 Index Fund - Direct Growth	58.60	59.13	-	-	-	-
Navi Nifty Midcap 150 Index fund - Direct Growth	56.11	57.08	-	-	-	-
Navi Nifty India Manufacturing Index Fund - Direct Growth	48.25	48.76	-	-	-	-
Navi Conservative Hybrid Fund- DirectGrowth	12.87	12.52	7.52	7.67	7.84	9.40
Navi Nifty Bank Index Fund - Direct Growth	14.97	15.45	-	-	-	-
Navi Aggressive Hybrid Fund - Direct Gowth	27.52	26.58	16.09	14.08	14.63	15.07

Past Performance may or may not be sustained in the future.

Note:

- Mr. Aditya Mulki manages 15 number of schemes of the concerned Mutual Fund.
- Mr. Ashutosh Shirwaikar manages 13 number of schemes of the concerned Mutual Fund.
- Different plans shall have a different expense structure. The performance details provided herein are of direct plan.

OPOA - contact.mf@navi.com

MUTUAL FUND INVESTMENTS ARE SUBJECT TO MARKET RISKS, READ ALL SCHEME RELATED DOCUMENTS CAREFULLY

Release Date: 15th March 2024

NAVI MUTUAL FUND OFFICES

Registered Office / Investment & Operations Office: Vaishnavi Tech Square, 7th Floor, Iballur Village, Begur, Hobli, Bengaluru, Karnataka 560102.

Note: These locations are official Points of Acceptance.

Registrar and Transfer Agent: Rayala Tower-1, 158 Anna Salai, Chennai - 600002/ ((Computer Age Management Services Limited (CAMS))

LIST OF POINT OF ACCEPTANCES OF COMPUTER AGE MANAGEMENT SERVICES LIMITED (CAMS)

111- 113, 1st Floor- Dewpath Building Off C G Road Behind Lal Bungalov, Ellis Bridge, Ahmedabad Gujarat 380006 camsham@camsonline.com . Trade Centre, 1st Floor, 45, Dikens Road (Next to Manjal Centre). Bangalore, Karnataka, 560042 camsbgl@camsonline.com . Plot No-501174/1846, Office No-203 (2nd Floor), Centre Point, Sriya Talkies Road, Kharvel Nagar, Unit-3, Bhubaneswar-751001, Odisha camshbr@camsonline.com . Deshpok Tower, SCO 154-155, 1st Floor- Sector 17 Chandigarh- Punjab-160017 camscha@camsonline.com . Ground Floor No.178/10, Kodambakkam High Road, Opp. Hotel Palmgrove, Nungambakkam-Chennai-Tamilnadu-600034 camsb1t@camsonline.com . Building Name Modayil, Door No. 39/2656 D.J, 2nd Floor 2A M.G. Road, Cochin - 682 016 camscoc@camsonline.com . No.1334, Thadagam Road, Thirumuthy, Vayalattur, R.S.Puram, Behind Venkateswara Bakery, Coimbatore-641002 camscbc@camsonline.com . Plot No.3601, Nazrul Sarani, City Centre, Durgapuri-751216 camscdur@camsonline.com . Office No.103, 1st Floor, Unitech City Centre, M.G.Road, Panaji Goa, R-403001 camsgoa@camsonline.com . 208, 1st Floor, Jade Arcade Paradise Circle, Hyderabad, Telangana, 500033 camshyd@camsonline.com . 101, Shalimar Corporate Centre, 8-B, South Tukogunj, Opp. Greenpark, Indore, Madhya Pradesh, 452001 camcind@camsonline.com . R-7, Yudhisthir Marg C-Scheme Behind Ashok Nagar Police Station, Jaipur, Rajasthan, 302001 camsjai@camsonline.com . I Floor 106 to 108 City Centre Phase II, 63/ 2, The Mall Kanpur Uttarpradesh-208001 camskpr@camsonline.com . 2/1, Russell Street, 2nd Floor, Kankaria Centre, Kolkata-700071 camscal@camsonline.com . Office No.107, 1st Floor, Vaisali Arcade Building, Plot No 11, 6 Park Road, Lucknow-226001 camsluc@camsonline.com . U/ GF, Prince Market, Green Field, Near Traffic Lights, Sarabha Nagar Pulli, Pakhawal Road, Ludhiana, Punjab, 141002 camslhd@camsonline.com . Shop No 3 2nd Floor Surya Towers, No.272/273 Goodshed Street, Madurai - 625001 camsmdu@camsonline.com . No. 4 & 5, Inland Manarath Opp. Karnataka Bank Kadi Main Road, Kadi, Mangalore, Karnataka, 575003 camsmal@camsonline.com . Rajabhadur Compound, Ground Floor, Opp Allahabad Bank, Behind ICICI Bank 300, Mumbai Samachar Marg, Fort Mumbai, Maharashtra, 400023 camsbby@camsonline.com . 145, Lendra, New Ramdaspath, Nagpur, Maharashtra, 440010 camsnpr@camsonline.com . CAMS Service Centre, 401 to 404, 4th Floor, Kanchan Jugal Building, Barakhamba Road, New Delhi 110001 camsdel@camsonline.com . G-3, Ground Floor, OM Complex, Near Saket Tower, SP Verma Road, Patna, Bihar, 800001 camspat@camsonline.com . Vardak Prate, 1st Floor, Survey No.46, City Survey No.1477, Hingne budruk, D.P.Road, Behind Dinanath mangeshkar Hospital, Karvenagar, Pune-411052 camspun@camsonline.com . Shop No.G-5, International Commerce Centre, Nr.Kadawala School, Majura Gate, Ring Road, Surat-395002 camssur@camsonline.com . 103 Aries Complex, Bop, Off R.C.Dutt Road, Alkapuri, Vadodra, Gujarat, 390007 camsvad@camsonline.com . 40-1-68, Rao & Ratnam Complex, Near Chennupati Petrol Pump, M.G. Road, Labbeipet, Vijayawada, Andhra Pradesh, 520010 camsvij@camsonline.com . Flat No GF, 2 D No 47-3-2/2, Vigneshwara Plaza, 5th Lane, Dwarkanagar, Visakhapatnam- 530 016, ANDHRA PRADESH camsviz@camsonline.com . No. 8, II Floor Maruti Tower Sanjay Place, Agra, Uttarpradesh-282002 camsgag@camsonline.com . AMC No. 423/30 Near Church Opp T B Hospital, Jaipur Road, Ajmer, Rajasthan, 305001 camsjmj@camsonline.com . 30/2, A&B, Civil Lines Station Besides, Vishal Mega Mart Stracy Road, Allahabad, Uttarpradesh-211001 camsal@camsonline.com . 256A, Scheme No.1, Arya Nagar, Alwar, Rajasthan, 301001 camsalw@camsonline.com . 81, Gulsham Tower, 2nd Floor, Near Panchsheel Talkies, Amravati, Maharashtra, 444601 camsama@camsonline.com . 3rd Floor, Bearing Unit No-513, Mukut House, Amritsar-143001 camsam@camsonline.com . 101, A.P. Tower, B/H, Sardar Gun Tent Next to Nathwani Chambers, Anand Gujarat 388001 camsan@camsonline.com . Block - G 1st Floor, P C Chatterjee Market Complex Rambhandu Talab Po, Ushagram Anasol West Bengal Pin No 713503 camsaas@camsonline.com . 2nd Floor, Block No.D-21-D-22, Motiwala Trade Centre, Nirala Bazar, New Samarth Nagar, Opp.HDFC Bank, Aurangabad-431001 camsaaur@camsonline.com . Classic Complex, Block No.104, 1st Floor, Saraf Colony, Khanapur Road, Tilakwadi, Belgaum-590006 camselb@camsonline.com . Kalika Temple Street, Ground Floor, Beside SBI BAZAR Branch, Berhampur-760002 camsbpr@camsonline.com . 305-306, Sterling Point, Waghawadi Road, Opp. HDFC Bank, Bhavnagar Gujarat 364002 camshbn@camsonline.com . 1st Floor, Plot No.3, Block No.1, Priyadarshini Pariswar West, Behind IDBI Bank, Nehru Nagar, Bhilai-490202 camsbhi@camsonline.com . C/o Kodwani Associates Shoppe No. 211-213 2nd floor Indra Prasth Tower sram Ki Sabji Mandi Near Mukerjee Garden Bhiwara-311001 (Rajasthan) camshbj@camsonline.com . Plot no 10, 2nd Floor, Alankar Complex, Near ICICI Bank, MP Nagar, Zone II, Bhopal, Madhya Pradesh 462011 camshbp@camsonline.com . Mazzanine Floor, F-4, City Centre, Sector 4, Bokaro Steel City, Bokaro, Jharkhand, 827004 camskbr@camsonline.com . No.399, G T Road, 1st Floor, Above exide show room, Burdwan Westbanga 713101 camsbw@camsonline.com . 29/97G 2nd Floor, S A Arcade, Mavor Road, Arayidhatpalam, Calicut Kerala-673016 camscit@camsonline.com . Near Indian Overseas Bank Cantonment Road, Mata Math, Cuttack, Orissa, 753001 camscut@camsonline.com . 13, 1st Floor, Akkamahadevi Samaj Complex, Church Road, P.J.Extension, Davangere, Karnataka, 577002 camsdvg@camsonline.com . 204/121 Nari Shilp Mandir Marg (1st) Old Connaught Place, Chakrata Road, Dehradun, Uttarakhand, 248001 camsdun@camsonline.com . Urmila Towers, Room No: 111 (1st Floor) Bank More, Dhanbad, Jharkhand, 826001 camsdha@camsonline.com . 197, Seshiyar Complex, Agraharam Street, Erode, Tamilnadu, 638001 camserd@camsonline.com . B-49, 1st Floor, Nehru Ground, Behind Anupam Sweet House NIT, Faridabad, Haryana, 121001 camsfab@camsonline.com . 1st Floor, C-10 RDC Rajnagar, Opp Kacheri Gate No.2, Ghaziabad-201002 camsgaz@camsonline.com . Shop No.5 & 6, 3rd Floor, Cross Road The Mall, A D Tiraha, bank Road, Gorakhpur-273001 camsgor@camsonline.com . Door No.31-13-1158, 1st floor, 13/1, Arundelpet, Ward No.6, Guntur-522002 camsgun@camsonline.com . Unit No-115, First Floor Vipul Agora Building, Sector-28, Near Sahara Mall, Mehrauli, Gurgaon Road, Chakkarpur , Gurgaon-122001 camsgur@camsonline.com . Door No.10, Piyali Phukan Road, K.P.Cat, Path House No.1, Rehbari, Guwahati-781008 camsgwt@camsonline.com . G-6 Global Automation, Kailash Vihar Colony, Opp. Income Tax Office, City Centre Gwalior Madhya Pradesh-474002 camsgwa@camsonline.com . No.204 - 205, 1st Floor ' B ' Block, Kundagol Complex, Opp. Court, Club Road, Hubli, Karnataka, 580029 camshub@camsonline.com . 8, Ground Floor, Datt Towers, Behind Commercial Admahya, Napier Town, Jabalpur, Madhya Pradesh, 482001 camsjab@camsonline.com . 144, Vijay Nagar, Near Capital Small Finance Bank, Football Chowk, Jalandhar City-144001 camsjal@camsonline.com . Rustomji Intefoch Services 7/0, Navipeth Opp. Old Bus Stand, Jalgaon, Maharashtra, 425001 camsjlg@camsonline.com . 207, Manek Centre, P N Marg, Jamnagar, Gujarat, 361001 camsjam@camsonline.com . Millennium Tower, "R" Road, Room No:15 First Floor, Bistupur, Jamshedpur, Jharkhand, 831001 camsjjp@camsonline.com . 1/5, Niramal Tower, 1st Chopasani Road, Jodhpur, Rajasthan, 342003 camsjpd@camsonline.com . 2 B, 3rd Floor, Ayodhya Towers, Station Road, Kolhapur, Maharashtra, 416001 camskhp@camsonline.com . B-33 'Kalyan Bhawan, Near Triangle Park, Vallabh Nagar, Kota, Rajasthan, 324007 camskot@camsonline.com . 1307 B, Puthenparambil Building, KSACS Road, Opp. ESIC Office, Behind Malaysia Manorama Muttambalam P, O.Kottayam-686501 camsktm@camsonline.com . 108 1st Floor Shivam Plaza, Opp: Eves Cinema, Hapur Road, Meerut, Uttarpradesh, 250002 camsmee@camsonline.com . H-21-22, 1st Floor, Ran Ganga Vihar Shopping Complex, Opposite State Tax Office, Moradabad-244001 camsmdb@camsonline.com . Brahman Toll, Durgasthan Gola Road, Muzaffarpur, Bihar, 842001 camsmuz@camsonline.com . No.1st Floor, CH 26 7th Main, 5th Cross, (Above Trishakti Medicals), Saraswati Puram, Mysore, Karnataka, 570009 camsmys@camsonline.com . 1st Floor, "Shraadhika Niketan", Tilak Wadi, Opp. Hotel City Pride, Sharapur Road, Nasik-422002 camsnsk@camsonline.com . 97/56, 1 Floor, Imraddisetti Towers, Ranganayakulapet Road, Santhapet, Nellore, Andhra Pradesh, 524001 camsnel@camsonline.com . SCO 83-84, First Floor, Devi Lal Shopping Complex, Opp RBL Bank, G.T.Road, Panipat, Haryana, 132103 camsnhp@camsonline.com . No.35 New Lal Bagh, Opp. Polo Ground, Patiala-147001 camspat@camsonline.com . S-8, 100, Jawahar Lal Nehru Street (New Complex, Opp. Indian Coffee House), Pondicherry, Pondicherry, 605001 camspdy@camsonline.com . HIG-C-23 Sector -1, Devendra Nagar, Raipur, Chattisgarh, 492004 camsrar@camsonline.com . Door No: 6-2-12, 1st Floor, Rajeswari Nilayam, Near Vamsikrishna Hospital, Nyapathi Vari Street, T Nagar, Rajahmundry, Andhra Pradesh, 533101 camsrjm@camsonline.com . Office 207 - 210, Everest Building, Harihar Chowk, Opp Shastri Maidan, Limda Chowk, Rajkot, Gujarat, 360001 camsrja@camsonline.com . 4, HB Road No: 206, 2nd Floor, Shri Lok Complex, H B Road Near Pirayatal, Ranchi, Jharkhand, 834001 camsrnc@camsonline.com . 2nd Floor, J B S Market Complex, Uditi Nagar, Rourkela-769012 camsrour@camsonline.com . No.2, 1 Floor Vivekananda Street, New Fairlands, Salem, Tamilnadu, 636016 camssal@camsonline.com . C/o Raj Tibrewal & Associates, Opp.Town High School, Sansark Sambaipur, Orissa, 768001 camssam@camsonline.com . No.78, Haren Mukherjee Road, 1st Floor, Beside SBI Hakimpura, Siliguri-734001 camssil@camsonline.com . (1), Binny Compound II Street, Kurnapur Road, Tirupur, Tamilnadu, 641601 camstpr@camsonline.com . No.8, Floor, 8th Cross West Extn, Thillainagar, Trichy, Tamilnadu, 620018 camsttr@camsonline.com . R S Complex, Opp of LIC Building, Pattom PO, Trivandrum, Kerala, 695004 camstvtr@camsonline.com . No.32, Ahinsapur, Fatehpura Circle, Udaipur-315001 camstud@camsonline.com . 3rd floor, Gita Nivas, opp Head Post Office, Halar Cross Lane, Valsad, Gujarat, 396001 camsvat@camsonline.com . Office no 1, Second floor, Bhawani Market, Building No. D-58/2-AI, Rathyara, Behind Nides Kuber Complex, Varanasi, Uttarpradesh-221010 camsvar@camsonline.com . AKT Complex, 2nd Floor, No.1,3, New Sankaranpalayam Road, Tolgate, Vellore-632001 camsvel@camsonline.com . Hno. 2-4-641, F-7, 1st Floor, A.B.K.Mall, Old Bus Depot Road, Ramnagar, Hanamkonda, Warangal, Telangana- 506001 camswgl@camsonline.com . B C Sen Road, Balasore, Orissa, 756001 camsbls@camsonline.com . JRDs Heights Sector 14 Nanak Nagar Near Peaks Auto Showroom Jammu Jammu & Kashmir, 180004 camsjmu@camsonline.com . No.18/47/A, Govind Nilaya, Ward No.20, Sangankal, Moka Road, Gandhinagar, Ballari-583102 camsbry@camsonline.com . 214-215, 2nd Floor, Shivani Park, Opp. Shankheshwar Complex, Kailowadi, Navsari -396445, Gujarat camsmvs@camsonline.com . SCO 06, Ground Floor, MR Complex, Near Sonipat Stand Delhi Road, Rohtak-124001 camcrok@camsonline.com . Shop No. 6, Door No-19-10-8, (Opp to Passport Office), AIR Bypass Road, Tirupati-517501, Andhra Pradesh camstpt@camsonline.com . A-1/50, Block A Kalyani - Nadia Dt, PIN- 741235 camskal@camsonline.com . Office No.4-5, First Floor, RTO Relocation Commercial Complex-B, Opp.Fire Station, Near RTO Circle, Bhub-Kitich-370001 camsbjw@camsonline.com . Flat No 109, 1st Floor A Wing, Kalyani Town 126 Siddheshwar Path, Near Pangal High School, Solapur, Maharashtra, 413001 camslp@camsonline.com . "Aastha Plus", 202-A, 2nd Floor, Sardarbag Road, Nr. Alkapuri Opp. Zansi Rani Statue, Junagadh Gujarat-362001 camsjdh@camsonline.com . Shop No - F -56, First Floor, Omkar Complex, Opp Old Colony, Nr Valia Char Rasta, GIDC, Ankleshwar, Gujarat, 393002 camskle@camsonline.com . Uthram Channbers, (Ground Floor), Thamarakulam, Kollam-691006 camsklm@camsonline.com . No.372/18D, 1st Floor Above IDBI Bank, Beside V-Mart, Near RAKSHAN, Gwalior Road, Jhansi-284001 camsjhs@camsonline.com . City Enclave, Opp. Kumar Nursing Home Ramghat Road Aligarh Uttarpradesh-202001 camsalg@camsonline.com . 117 / A / 3 / 22, Shukrawar Peth, Sargam Apartment, Sotara, Maharashtra, 415002 camssat@camsonline.com . No.28/8 1st Floor, Balakrishna Colony, Pachaiaappa Street, Near VVP Lodge, Kumbakonam - 612001 camskum@camsonline.com . Ground Floor, Gurudwara Road, Near Old Vijaya Park, Bhagalpur - 812001 camsbgp@camsonline.com . F-62-63, 2nd Floor, Butler Plaza Commercial Complex Civil Lines Bareilly Uttarpradesh-243001 camsbly@camsonline.com . Opp. RLT Science College Civil Lines, Akola, Maharashtra, 444001 camskak@camsonline.com . 124-B/R, Model Town Yamunanagar, Yamuna Nagar, Haryana, 135001 camsnrn@camsonline.com . SSJM Jalan Road, Ground floor Opp. Hotel Ashoke, Caster Town, Deoghar, Jharkhand, 814112 camsdco@camsonline.com . HNo.7-1-257, Upstairs S B H mangammathota, Karimnagar, Telangana, 505001 camskri@camsonline.com . Bandi Subbaramaiah Complex, D.No.3/1718, Shop No. 8, Raja Reddy Street, Kadapa, Andhra Pradesh, 516001 camskdp@camsonline.com . 1 Floor, Opp. Panchayat Bhawan Main gate Bus stand, Shimla, Himachal Pradesh, 171001 camssml@camsonline.com . Room No.PP.14/435 Casa Marina Shopping Centre, Talap, Kannur, Kerala, 670004 camsknr@camsonline.com . 1st Floor, Subhadra Complex Urban Bus Stand, Gujarat, 384002 camsgna@camsonline.com . Municipal Market, Annanda Chowk, Hazaribag, Jharkhand, 825301 camshaz@camsonline.com . 15-570-35, 1 Floor, Pallavi Towers, Subash Road, Opp: Canara Bank, Anantapur, Andhra Pradesh, 515001 camsatp@camsonline.com . Shop No.26 and 27, Door No.39/265A and 39/265B, Second Floor, Skanda Shopping Mall, Old Chalk Talkies, Vaddageri, 39th Ward, Kurnool-518001 camskrn@camsonline.com . No-12, Opp. HDFC Bank, Red Square Market, Hissar, Haryana, 125001 camshsr@camsonline.com . 18 L Block Sri Ganganagar, Rajasthan, 335001 camsgng@camsonline.com . 2907 GH, G.D. Near Zila Parishad, Bhatinda, Punjab, 151001 camsbti@camsonline.com . No.65 1st Floor, Kishanappa Compound Sit, Cross Hosmane Extn, Shimoga, Karnataka, 577201 camssh@camsonline.com . Door No. 18/507(3) Anugraha, Garden Street, College Road, Palakkad-678 001, Kerala camspkd@camsonline.com . F-4-Classic Heritage, Near Axis Bank, Opp.BPS Club, Pajifund, Margao, Goa-403601 camsmrg@camsonline.com . 126 G, V.P.Towers, Kovai Road, Basement of Axis Bank Karur, Tamilnadu, 639002 camskar@camsonline.com . Behind rajasthan patrika In front of vijaya bank 1404, amar singh pura Bikaran.334001 camsbkn@camsonline.com . D.No.25-4-29, 1st floor, Komminreddy vari street, Beside Warf Road, Opp swathi medicals, Kakinada-533001 camskak@camsonline.com . Shop No.B-104, First Floor, Near Parayan Plaza, Link Road, Bilaspur (C.G)-495001 camsbil@camsonline.com . 208, 2nd Floor HEENA ARCADE, Opp. Tirupati Tower Near G.I.D.C. Char Rasta, Vapi, Gujarat, 391965 camsvap@camsonline.com . SCO 48-49, Ground Floor, Opp. near, Bal Bhawan Road, Near HDFC Bank, Ambala City, Haryana - 134 003 camsam@camsonline.com . Advisor Chhownmuhani (Ground Floor), Krishnanagar Agartala, Tripura, 799001 camsgag@camsonline.com . 1 Floor, Krishna Complex, Opp. Hathi Gate Court Road, Saharanpur, Uttarpradesh, 247001 camssah@camsonline.com . "Silver Palace" OT Road, Lada-Kharagpur, G-P-Barokla, P.S.Kharagpur Local, Dist West Midnapore-721305 camshkg@camsonline.com . 1st Floor, Room No-61(63), International shopping Mall, Opp. ST Thomas Evangelical Church, Above Thomsan Bakery, Manjady, Thiruvalla-689105 camstvl@camsonline.com . Doctor's Tower Building, Door No. 14/2562, 1st floor, North of Iron Bridge, Near Hotel Arcadia Regency, Alleppey, Kerala, 688001 camsalp@camsonline.com . E-3, Ground Floor, Sector 3, Near Fresh Food Factory, Noida-201301 camsnoid@camsonline.com . Dev Corpora, 1st Floor, Office No.102, Cadbury Junction, Eastern Express Way, Thane-400601 camsthne@camsonline.com . No.351, Icon, 501, 5th Floor, Western Express Highway, Andheri East, Mumbai-400069 camsdah@camsonline.com . Jiveshwar Krupa Bldg, Shop No.2, Ground Floor, Tilak Chowk, Harbhat Road, Sangli, Maharashtra-416416 camssgl@camsonline.com . Shop No 6, Ground Floor, Anand Plaza Complex, Bharat Nagar, Shivaji Putta Road, Jalna, Maharashtra, 431203 camsjal@camsonline.com . Platinum Mall, Office No.307,3rd Floor, Jawahar Road, Ghatkopar East, Mumbai-400077 camsgkp@camsonline.com . 501 - TIARA, CTS 617, 617-4, Off Chandavarkar Lane, Mahareswara Nagar, Borivali - West, Mumbai - 400092 Cambsor@camsonline.com . BSEL Tech Park, B-505, Plot No.39/5 & 39/5A, Sector 30A, Opp. Vashi Railway Station, Vashi, Navi Mumbai-400705 camsvsh@camsonline.com . Aggarwal Cyber Plaza-II, Commercial Unit No-371, 3rd Floor, Plot No C-7, Netaji Subhash Palansea, Pitampura-110034 camspal@camsonline.com . 3rd Floor, B R Complex, No.66, Door No.11A, Ramakrishna Iyer Street, Opp.National Cinema Theatre, West Tambaram, Chennai-600045 camstam@camsonline.com . Office Number 112, 1st Floor, Mahatta Tower, B Block Community Centre, Janakpuri, New Delhi -110058 camsgdel@camsonline.com . First Floor, No.171/- (272) 12th Cross Road, Wilson Garden, Bangalore-560027 camsbwg@camsonline.com . A-111, First Floor, R K Casta, Behind Patel Super Market, Station Road, Bharuch-392001 camsbhr@camsonline.com . No.29, Avtar Colony, Behind vishal mega mart, Karnal-132001 camsknl@camsonline.com . Office No.503, Buildmore Business Park, New Canca By pass Road, Ximer, Madhya Pradesh, 4843507 Not applicable . F142, First Floor, Ghantakara Complex Gunj Bazar, Nadia, Gujarat, 387001 camsndi@camsonline.com . 3, Adetade Apartment, Christan Mohala, Behind Gulshan-E Iran Hotel, Amardeep Talkies Road, Bhusawal, Maharashtra, 425201 Not applicable . A/177, Kailash Complex, Opp. Kheadu Cent Gondal, Gujarat, 360311 camsgdl@camsonline.com . No DU 8, Upper Ground Floor, Behind Technolect Clinic, Suvdha Complex Near ICICI Bank, Vasco, Goa, 403802 Not applicable . 3/1, R.N. Mukherjee Road, 3rd Floor, Office space -3C, "Shreeram Chambers", Kolkata -700 001 Not applicable. No.158, Rayala Tower-1, Anna salai, Chennai-600002 chennai_isc@camsonline.com . No.31st Floor, Shree Parvati, Plot No.1/175, Opp. Mauli Sabhagruh, Zopodi Canteen, Sadevi, Ahmednagar-414003 camsmah@camsonline.com . C/O RAJESH MAHADEV & CO SHOP NO 31st FLOOR JAMIA COMLEX STATION ROAD BASTI PIN - 272002 cambsbt@camsonline.com . 2nd Floor, Parasara Road, Near Surya Lodge, Saved Complex, Above Nagpur CT Scan, Chhindwara, Madhya Pradesh 480001 camsch@camsonline.com . 3, Ashok Nagar, Near Heera Vatika, Chittorgarh, Rajasthan 312001 camscor@camsonline.com . Ground Floor / Belhadrapur, Near Sahara Office, Laheriasarai Tower Chowk, Laheriasarai, Darbhanga- 846001 camsdar@camsonline.com . 16A/63A, Pidamneri Road, Near Indoor Stadium, Dharmapuri, Tamilnadu 636701 camsdmp@camsonline.com . House No 3140, Opp Liberty Furniture, Jammatal, Bajaj Road, Near Tower Garden, Dhule, Maharashtra 424001 camsdhu@camsonline.com . No.1/13/196A, Civil Lines, Behind Tripati Hotel, Faizabad, Uttarpradesh-224001 camsfzd@camsonline.com . Shyam Sadan, First Floor, Plot No.120, Sector 1/A, Gandhinagar-370201 camsgdm@camsonline.com . Pal Complex, 1st Floor, Opp. City Bus Stop, SuperMarket, Gulbarga, Karnataka 585101 camsglg@camsonline.com . MOUZA-BASUDEPUR, J.L. No. 126, Halida Municipality, Ward No 10, Durgachak, Halida - 721602 camshd@camsonline.com . Durga City Centre, Nainital Road, Haldwani, Uttarakhand-263139 camshdw@camsonline.com . D-78, First Floor, New Durga Bazar, Near Railway Crossing, Himmatnagar, Gujarat 383001 camshim@camsonline.com . Near Archies Gallery, Shilma Pahari Chowk, Hoshiarpur, Punjab 146001 camshsp@camsonline.com . Survey No.25/204, Attibele Road, HCF Post, Mathrigiri, Above Time Kids School, Oppsite To Kuttys Frozen Foods, Hosur-635110 camshos@camsonline.com . 248, Fort Road Near Amber Hotel, Jaunpur Uttarpradesh-222001 camsjnp@camsonline.com . 1st Floor, Gaurunak dharmakata, Jabalpur Road, Bargawan, Katni, Madhya Pradesh 483501 camskat@camsonline.com . Shop No: 11 - 2 - 31/3, 1st floor, Phillips Complex, Balajinagar, Wyra Road, Near Baburao Petrol Bank, Khammam, Telangana 507001 camskmm@camsonline.com . Daxhinagar Abason, Opp Lane of Hotel Kalinga, SM Pally, Malda, Westbanga 732101 camsmld@camsonline.com . Shop No-A2, Basement floor, Academy Tower, Opposite Corporation Bank, Manipal, Karnataka 576100 camsmpl@camsonline.com . 159/160 Vikas Bazar Mathura Uttarpradesh-281001 camsmtr@camsonline.com . No.9, New Town, Opp. Jaswal Hotel, Daman Building, Moga-142001 camsmog@camsonline.com . 156A / 1, First Floor, Lakshmi Vilas Building, Opp. To District Registrar Office, Trichy Road, Namakkal, Tamilnadu 637001 camsmnk@camsonline.com . Gopal Trade center, Shop No.13-14, 3rd Floor, Nr.BK Mercantile bank, Opp.Old Gunj, Palanpur-585001 camspal@camsonline.com . 17, Anand Nagar Complex Opposite Moti Lal Nehru Stadium SRI Hostel Jail Road Re Bareilly Uttar pradesh -229001 camsrre@camsonline.com . No 59 A/1, Railway Feeder line (Near Railway Station) Rajapalayam Tamilnadu-626117 camsrjp@camsonline.com . Daffria & Co.No.18, Ram Bagh, Near Schor's School, Rattiam, Madhya Pradesh 475001 camsrjm@camsonline.com . Orchard Tower, Gr Floor, Gola No.06, S.No.301/Palki 1/2, Nachane Municiple Aat, Arogya Mandir, Nachane Link Road, At Post, Tal. Ratnagiri Dist. Ratnagiri-415612 camsrng@camsonline.com . 22, Civil Lines, Ground Floor, Hotel Krish Residency, Roorkee, Uttarakhand-247667 camsrke@camsonline.com . Opp. Somani Automobiles, S Bhagwanjagar, Madhya Pradesh 470002 C a m s o n l i n e . c o m . Billjipura, Near Old Dist Hospital, Jail Road, Shahjahanpur Uttarpradesh-242001 camsshp@camsonline.com . Ground Floor of CE Deepak Gupta, M & G Complex, Bhawna marg, Beside Over Bridge, bansal Cinema Market, Sira Haryana, 125055 camssrs@camsonline.com . Arya Nagar Near Arya Kanya School Sitapur Uttarpradesh-261001 camstsp@camsonline.com . 1st Floor, Above Sharma General Store, Near Sani Rest house, The Mall, Solan, Himachal Pradesh 173210 camssl@camsonline.com . Door No 4-4-96, First Floor, Vijaya Ganopathi Temple Back Side, Nanubala Street, Srikalakum, Andhra Pradesh 532001 camssrl@camsonline.com . 967, Civil Lines Near Pant Stadium Sultapur Uttarpradesh-228001 camssln@camsonline.com . Shop No. 12, M.D. Residency, Swastik Cross Road, Surendranagar - 363001 camssng@camsonline.com . Bangiya Vidyalaya Road, Near Old post office, Durgabari, Tinsukia, Assam, Pin - 786125 camstin@camsonline.com . 4B/A16, Mangal Mall Complex, Ground Floor, Mani Nagar, Tuticorin Tamilnadu-628003 camstcn@camsonline.com . Adjacent to our existing Office at 109, 1st Floor, Siddhi Vinayak Trade Centre, Shahid Park, Ujjain - 456010 camsjnj@camsonline.com . Pushpam, Tilakwadi, Opp. Dr. Shrotri Hospital, Yavatmal, Maharashtra 445001 camsvav@camsonline.com . No.15-31-2M-1/4, 1st floor, 14-A, MIG, KPMB colony, Kukatpally, Hyderabad-500072 camshyb@camsonline.com .

MUTUAL FUND INVESTMENTS ARE SUBJECT TO MARKET RISKS, READ ALL SCHEME RELATED DOCUMENTS CAREFULLY.

QUICK CONNECT



<https://navi.com/mutual-fund>



Toll free : 1800 103 8999



mf@navi.com