

Factsheet

April 2025

NAVI NASDAQ 100 FUND OF FUND



NAVI NASDAQ 100 FUND OF FUND

An open-ended fund of fund investing in units of overseas ETF's and/or Index Fund based on NASDAQ 100 Index.

This product is suitable for investors who are seeking*

- Capital appreciation over the long term
- Return that corresponds generally to the performance of NASDAQ 100 Index, subject to tracking error

Scheme Riskometer



The risk of the scheme/benchmark is Very High

As per AMFI Tier I benchmark NASDAQ 100 Index



The risk of the scheme/benchmark is Very High

*Investors should consult their financial advisers if in doubt about whether the product is suitable for them.

Mutual Fund investments are subject to market risks, read all scheme related documents carefully.

Fund Manager: An employee of the asset management company such as a mutual fund or life insurer, who manages investments of the scheme. He is usually part of a larger team of fund managers and research analysts.

Application Amount for Fresh Subscription: This is the minimum investment amount for a new investor in a mutual fund scheme.

Minimum Additional Amount: This is the minimum investment amount for an existing investor in a mutual fund scheme.

Yield to Maturity: The Yield to Maturity or the YTM is the rate of return anticipated on a bond if held until maturity. YTM is expressed as an annual rate. The YTM factors in the bond's current market price, par value, coupon interest rate and time to maturity.

SIP: SIP or systematic investment plan works on the principle of making periodic investment of a fixed sum. It works similar to a recurring bank deposit. For instance, an investor may opt for an SIP that invests ₹500 every 15th of the month in an equity fund for a period of three years.

NAV: The NAV or the net asset value is the total asset value per unit of the mutual fund after deducting all related and permissible expenses. The NAV is calculated at the end of every business day. It is the value at which the investor enters or exits the mutual fund.

TRI: A group of securities, usually a market index, whose performance is used as a standard or TRI to measure investment performance of mutual funds, among other investments. Some typical TRIs include the Nifty 50, Sensex 30, BSE200, BSE500, 10-year Gsec.

Note: SEBI, vide clause 10.4.1.a of SEBI Master Circular on Mutual Funds dated June 27, 2024 has abolished entry load and mandated that the upfront commission to distributors will be paid by the investor directly to the distributor, based on his assessment of various factors including the service rendered by the distributor.

Exit Load: Exit load is charged at the time an investor redeems the units of a mutual fund. The exit load is deducted from the prevailing NAV at the time of redemption. For instance, if the NAV is ₹100 and the exit load is 1%, the redemption price would be ₹99 per unit.

Modified Duration: Modified duration is the price sensitivity and the percentage change in price for a unit change in yield.

Standard Deviation: Standard Deviation is a statistical measure of the range of an investment's performance. When a mutual fund has a high standard deviation, it means its range of performance is wide, implying greater volatility.

Sharpe Ratio: The Sharpe Ratio, named after its founder, the Nobel Laureate William Sharpe, is a measure of risk-adjusted returns. It is calculated using standard deviation and excess return to determine reward per unit of risk.

Beta: Beta is a measure of an investment's volatility vis-à-vis the market. Beta of less than 1 means that the security will be less volatile than the market. A beta of greater than 1 implies that the security's price will be more volatile than the market.

AUM: AUM or assets under management refers to the recent/ updated cumulative market value of investments managed by a mutual fund or any investment firm.

Holdings: The holdings or the portfolio is a mutual fund's latest or updated reported statement of investments/ securities. These are usually displayed in terms of percentage to net assets or the rupee value or both. The objective is to give investors an idea of where their money is being invested by the fund manager.

Nature of Scheme: The investment objective and underlying investments determine the nature of the mutual fund scheme. For instance, a mutual fund that aims at generating capital appreciation by investing in stock markets is an equity fund or growth fund. Likewise, a mutual fund that aims at capital preservation by investing in debt markets is a debt fund or income fund. Each of these categories may have sub-categories.

Rating Profile: Mutual funds invest in securities after evaluating their creditworthiness as disclosed by the ratings. A depiction of the mutual fund in various investments based on their ratings becomes the rating profile of the fund. Typically, this is a feature of debt funds.

Portfolio Turnover: Portfolio Turnover is a measure of how frequently assets within a fund are bought and sold by the managers.

R-Squared: R-Squared is a statistical measure that represents the percentage of a fund or security's movements that can be explained by movements in a TRI index.

Average Maturity: In a mutual fund containing debt securities, Average Maturity is the average amount of time until the debt securities mature.

Portfolio Yield: Portfolio Yield is computed by determining the cash flows for the portfolio and determining the interest rate that will make the present value of the cash flows equal to the market value of the portfolio.

Total Expense Ratio: Weighted Average i.e. Total Expense of the month / average Asset / number of days in month * days in a year.

Macaulay Duration

The Macaulay duration is the weighted average term to maturity of the cash flows from a bond. It is the measure of bonds sensitivity to interest rate changes. The weight of each cash flow is determined by dividing the present value of the cash flow by the price. Macaulay duration can be calculated:

$$\text{Macaulay Duration} = \frac{\sum_{t=1}^n \frac{t * C}{(1+y)^t} + \frac{n * M}{(1+y)^n}}{\text{Current Bond Price}}$$

Where:

t = respective time period

C = periodic coupon payment

y = periodic yield

n = total number of periods

M = maturity value

Current Bond Price = Present value of cash flows

Example Calculation

The calculation of Macaulay duration is straightforward. Assume there is a bond priced at ₹ 1,000 that pays a 6% coupon and matures in six years available at a Yield to Maturity (YTM) of 6%. The bond pays the coupon once a year, and pays the principal on the final payment. Given this, the following cash flows are expected over the next six years.

Cash Flow					
Year 1	Year 2	Year 3	Year 4	Year 5	Year 6
₹ 60	₹ 60	₹ 60	₹ 60	₹ 60	₹ 60

With the periods and the cash flows known, a discount factor must be calculated for each period. This is calculated as $1 / (1 + r)^n$, where r is the interest rate and n is the period number in question. Thus the discount factors would be,

Discount Factor					
Year 1	Year 2	Year 3	Year 4	Year 5	Year 6
0.9434	0.8900	0.8396	0.7921	0.7473	0.7050

Next, multiply the year's cash flow by the year number and by its corresponding discount factor to find the present value of the cash flow.

Period	Present value formula	Present Value
Year 1	1 * ₹ 60 * 0.9434	₹ 56.60
Year 2	2 * ₹ 60 * 0.8900	₹ 106.80
Year 3	3 * ₹ 60 * 0.8396	₹ 151.13
Year 4	4 * ₹ 60 * 0.7921	₹ 190.10
Year 5	5 * ₹ 60 * 0.7473	₹ 224.18
Year 6	6 * ₹ 1,060 * 0.7050	₹ 4,483.55

Sum these values = ₹ 5,212.36 = numerator Current Bond Price = sum of PV Cash Flows = $60 / (1 + 6\%)^1 + 60 / (1 + 6\%)^2 + \dots + 1060 / (1 + 6\%)^6 = ₹ 1,000 = \text{denominator}$ Macaulay duration = ₹ 5,212.36 / ₹ 1,000 = 5.21 A coupon paying bond will always have its duration less than its time to maturity. In the example above, the duration of 5.21 years is less than the time to maturity of 6 years.

Sr No.	Name of existing scheme(s)	SEBI Classifications
A. Other Schemes :		
1	Navi Nifty 50 Index Fund	Index Fund
2	Navi Nifty Next 50 Index Fund	Index Fund
3	Navi Nifty Bank Index Fund	Index Fund
4	Navi US Total Stock Market Fund of Fund	Fund of Funds - Overseas
5	Navi Nifty Midcap 150 Index fund Index Fund	Index Fund
6	Navi NASDAQ 100 Fund of Fund	Fund of Funds - Overseas
7	Navi Nifty India Manufacturing Index Fund	Index Fund
8	Navi ELSS Tax Saver Nifty 50 Index Fund	Index Fund
9	Navi BSE Sensex Index Fund	Index Fund
10	Navi Nifty IT Index Fund	Index Fund
11	Navi Nifty 500 Multicap 50:25:25 Index Fund	Index Fund
12	Navi Nifty Smallcap250 Momentum Quality 100 Index Fund	Index Fund

Statutory Details

Sponsor: Navi MF Sponsor Private Limited.(Formerly known as Anmol Como Broking Private Limited)

Trustee: Navi Trustee Limited,

CIN - U65990WB2009PLC134536

Investment Manager: Navi AMC Limited

CIN - U65990KA2009PLC165296

Toll free number if any: 1800 203 2131

Website: <https://navi.com/mutual-fund>

Email id for investor care: mf@navi.com

Navi Nifty 50 Index Fund

An open ended scheme replicating/tracking Nifty 50 index.



Investment Objective

The investment objective of the scheme is to achieve return equivalent to Nifty 50 Index by investing in stocks of companies comprising Nifty 50 Index, subject to tracking error. There is no assurance that the investment objective of the scheme will be achieved.



Fund Manager

Mr. Ashutosh Shirwaikar is the Fund Manager from February 14, 2025. Mr. Ashutosh Shirwaikar manages 15 schemes.



Scheme Details

Inception Date (Date of Allotment): 15 July, 2021
Index: Nifty 50 TRI

Minimum Application Amount: ₹100/- and in multiples of ₹1/- thereafter
Load Structure: Exit Load : NIL
Asset Allocation Pattern: Equity and equity related securities covered by Nifty 50 Index : 95% to 100%
Debt and Money Market Instruments: 0% to 5%

Total Expense Ratio (TER)[#]: Regular Plan: 0.26% | Direct Plan: 0.06%
Portfolio Turnover Ratio (Times): 0.16
- Above TER includes additional expenses but excludes GST. For TER inclusive of GST please refer to page no. 31
Expense structure for Direct & Regular Plan may vary.



Net Asset Value (NAV)

as on April 30, 2025

Scheme	NAV (in ₹)
Direct Plan - Growth Option	15.7984
Regular Plan - Growth Option	15.6767



Fund Size (as on April 30, 2025)

AUM: ₹ 3142.49 Crs | **Monthly Average AUM:** ₹ 2984.69 Crs

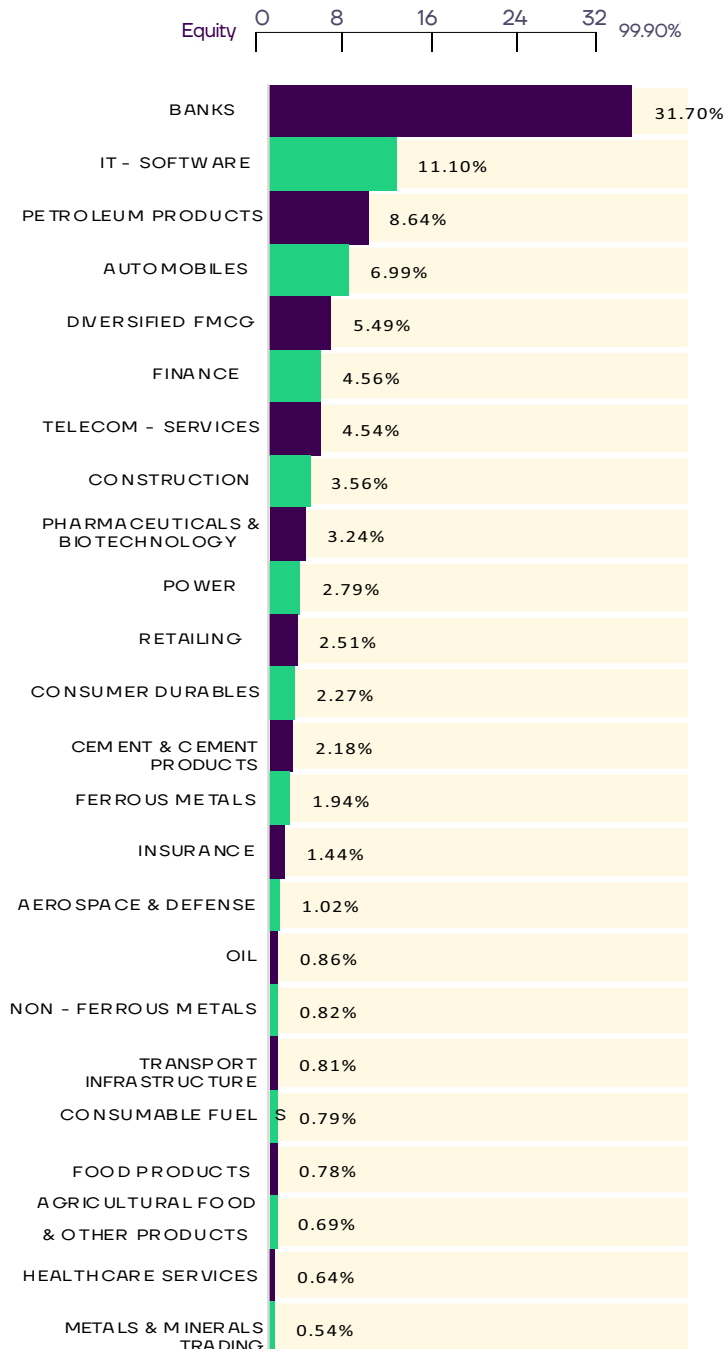


Tracking Error

(Annualised as on April 30, 2025)

Tracking Error	Tracking Difference
0.04%	-0.22%

Industry Allocation Equity (%)



Portfolio Holdings as on April 30, 2025

Portfolio Holdings	Sector	% of Net Assets	Portfolio Holdings	Sector	% of Net Assets
EQUITY SHARES					
* HDFC BANK LIMITED	BANKS	13.29%	JSW STEEL LIMITED	FERROUS METALS	0.89%
* ICICI BANK LIMITED	BANKS	9.14%	TECH MAHINDRA LIMITED	IT - SOFTWARE	0.87%
* RELIANCE INDUSTRIES LIMITED	PETROLEUM PRODUCTS	8.64%	OIL & NATURAL GAS CORPORATION LIMITED	OIL	0.86%
* INFOSYS LIMITED	IT - SOFTWARE	4.90%	HINDALCO INDUSTRIES LIMITED	NON - FERROUS METALS	0.82%
* BHARTI AIRTEL LIMITED	TELECOM - SERVICES	4.54%	ADANI PORT & SPECIAL ECONOMIC ZONE LTD	TRANSPORT INFRASTRUCTURE	0.81%
* ITC LIMITED	DIVERSIFIED FMCG	3.60%	BAJAJ AUTO LIMITED	AUTOMOBILES	0.81%
* LARSEN & TOUBRO LIMITED	CONSTRUCTION	3.56%	CIPLA LIMITED	PHARMACEUTICALS & BIOTECHNOLOGY	0.79%
* TATA CONSULTANCY SERVICES LIMITED	IT - SOFTWARE	3.20%	COAL INDIA LIMITED	CONSUMABLE FUELS	0.79%
* AXIS BANK LIMITED	BANKS	3.07%	NESTLE INDIA LIMITED	FOOD PRODUCTS	0.78%
* KOTAK MAHINDRA BANK LIMITED	BANKS	2.95%	SHRIRAM FINANCE LIMITED	FINANCE	0.78%
STATE BANK OF INDIA	BANKS	2.75%	JIO FINANCIAL SERVICES LIMITED	FINANCE	0.77%
MAHINDRA & MAHINDRA LIMITED	AUTOMOBILES	2.36%	HDFC LIFE INSURANCE COMPANY LIMITED	INSURANCE	0.72%
BAJAJ FINANCE LIMITED	FINANCE	2.05%	SBI LIFE INSURANCE COMPANY LIMITED	INSURANCE	0.72%
HINDUSTAN UNILEVER LIMITED	DIVERSIFIED FMCG	1.89%	EICHER MOTORS LIMITED	AUTOMOBILES	0.69%
SUN PHARMACEUTICAL INDUSTRIES LIMITED	PHARMACEUTICALS & BIOTECHNOLOGY	1.79%	TATA CONSUMER PRODUCTS LIMITED	AGRICULTURAL FOOD & OTHER PRODUCTS	0.69%
NTPC LIMITED	POWER	1.53%	DR. REDDY'S LABORATORIES LIMITED	PHARMACEUTICALS & BIOTECHNOLOGY	0.66%
HCL TECHNOLOGIES LIMITED	IT - SOFTWARE	1.51%	APOLLO HOSPITALS ENTERPRISE LIMITED	HEALTHCARE SERVICES	0.64%
ETERNAL LIMITED	RETAILING	1.47%	WIPRO LIMITED	IT - SOFTWARE	0.62%
MARUTI SUZUKI INDIA LIMITED	AUTOMOBILES	1.46%	ADANI ENTERPRISES LIMITED	METALS & MINERALS TRADING	0.54%
TITAN COMPANY LIMITED	CONSUMER DURABLES	1.27%	INDUSIND BANK LIMITED	BANKS	0.50%
POWER GRID CORPORATION OF INDIA LIMITED	POWER	1.26%	HERO MOTOCORP LIMITED	AUTOMOBILES	0.45%
ULTRATECH CEMENT LIMITED	CEMENT & CEMENT PRODUCTS	1.23%	TREPS (including TBILL held as Collateral)/		
TATA MOTORS LIMITED	AUTOMOBILES	1.22%	Reverse Repo/Net Current Assets/Cash/Cash Equivalent		0.10%
TATA STEEL LIMITED	FERROUS METALS	1.05%	Total		100.00%
TRENT LIMITED	RETAILING	1.04%	*Top 10 Holdings		
BHARAT ELECTRONICS LIMITED	AEROSPACE & DEFENSE	1.02%			
ASIAN PAINTS LIMITED	CONSUMER DURABLES	1.00%			
BAJAJ FINSERV LIMITED	FINANCE	0.96%			
GRASIM INDUSTRIES LIMITED	CEMENT & CEMENT PRODUCTS	0.95%			

Performance as on April 30, 2025

Period	Navi Nifty 50 Index Fund - Regular Growth	NIFTY 50 TRI [®]	Navi Nifty 50 Index Fund - Direct Growth	NIFTY 50 TRI [®]
1 Year CAGR %	8.54%	9.01%	8.76%	9.01%
3Year CAGR %	13.30%	13.78%	13.53%	13.78%
Since Inception CAGR %	12.59%	13.08%	12.82%	13.08%
Current Value of investment if ₹ 10000/- was invested on Inception date (in ₹)	15677	15937	15798	15937
Current Value of Investment if 10000/- was invested 1 year ago	10854	10901	10876	10901
Current Value of Investment if 10000/- was invested 3 year ago	14555	14742	14645	14742

*In case, the start date or the end date of the concerned period is a non-business day, the NAV of the previous business day is considered for computation of returns. Past performance may or may not be sustained in future. The Direct Plan has a lower expense ratio as compared to the Regular/ Other than Direct Plan to the extent of distribution expenses, commission, etc. and no commission or distribution expenses for distribution of Units or distribution expenses are paid / charged under the Direct Plan. Standard TRIs prescribed are as per the applicable circular by SEBI. The performance of the Scheme is TRIed to the Total Return variant of the Index TRI. @- TRI.

SIP Returns as on April 30, 2025

SIP Tenure (in Years)	1 Year	3 Years	Since Inception
Investment Amount	10,000	10,000	10,000
Total No. of Installments	12	36	45
Total Amount Invested (in ₹)	120000	360000	450000
Present Value (in ₹)	122698	440614	570966
Nifty 50 TRI	122955	-	575923
Total No. Units	7827	28106	36421
Yield (%)	4.24	13.60	12.76

SIP date every 1st business day of the month

SIP Returns are for regular plan. Past performance may or may not be sustained in the future. Assuming ₹10,000 invested systematically on the first Business Day of every month over a period of time. Load is not taken into consideration for computation of performance. The above investment simulation is for illustrative purpose only and should not be construed as a promise on minimum returns and safeguard of capital. The AMC/Mutual Fund is not guaranteeing or promising or forecasting any returns. SIP does not assure a profit or guarantee protection against a loss in a declining market.

This Product Is Suitable For Investors Who Are Seeking[^]

- Capital appreciation over the long term
- Equity and Equity related securities covered by Nifty 50 Index
- Return that corresponds to the performance of Nifty 50 Index, subject to tracking error.

[^] Investors should consult their financial advisers if in doubt about whether the product is suitable for them.

Scheme Riskometer

The risk of the scheme/benchmark is Very High

As per AMFI Tier I benchmark

Nifty 50 TRI

The risk of the scheme/benchmark is Very High

Navi US Total Stock Market Fund of Fund

An open-ended fund of fund investing in units of the Vanguard Total Stock Market ETF (VTI) or in the Schwab Total Stock Market Index Fund (SWTSX)



Investment Objective

The investment objective of the scheme is to provide long-term capital appreciation by investing in units of the Vanguard Total Stock Market ETF (VTI) or in the Schwab Total Stock Market Index Fund (SWTSX). There is no assurance that the investment objective of the scheme will be achieved.



Scheme Details

Inception Date (Date of Allotment): 24th February, 2022
Index: CRSP US Total Market TRI
Minimum Application Amount: ₹100/- and in multiples of ₹1/- thereafter
Load Structure: Exit Load : NIL
Asset Allocation Pattern: Units of units of the Vanguard Total Stock Market ETF (VTI) or the (SWTSX): 95% to 100% Debt and Money Market Instruments, including Tri Party Repo[^], G-Secs and Cash: 0% to 5%
Total Expense Ratio (TER)[^]: Regular Plan: 0.06% | Direct Plan: 0.06%
[#] - Above TER includes additional expenses but excludes GST. For TER inclusive of GST please refer to page no. 31
 Expense structure for Direct & Regular Plan may vary.



Fund Manager

Mr. Ashutosh Shirwaikar is the Fund Manager from February 14, 2025. Mr. Ashutosh Shirwaikar manages 15 schemes.



Fund Size (as on April 30, 2025)

AUM: ₹ 799.63 Crs | **Monthly Average AUM:** ₹ 790.49 Crs



Net Asset Value (NAV)

as on April 30, 2025

Scheme	NAV (in ₹)
Direct Plan - Growth Option-----	14.5698
Regular Plan - Growth Option-----	14.5557

Portfolio Holdings as on April 30, 2025

Portfolio Holdings	% of Net Assets
MUTUAL FUND UNITS	99.10%
* VANGUARD TOTAL STOCK MARKET ETF	99.10%
TREPS (including TBILL held as Collateral)/Reverse Repo/Net Current Assets/Cash/Cash Equivalent	0.90%
Total	100.00%

*Top Holdings

Performance as on April 30, 2025

Period	Navi US Total Stock Market Fund of Fund - Regular Growth	CRSP US Total Market TRI [@]	Navi US Total Stock Market Fund of Fund - Direct Growth	CRSP US Total Market TRI [@]
1 Year CAGR %	11.98%	9.84%	11.98%	9.84%
3 Years CAGR %	14.33%	9.68%	14.36%	9.68%
Since Inception CAGR %	12.53%	7.64%	12.56%	7.64%
Current Value of investment if ₹ 10000/- was invested on Inception date (in ₹)	14556	12638	14570	12638
Current Value of Investment if 10000/- was invested 1 year ago	11198	10984	11198	10984
Current Value of Investment if 10000/- was invested 3 year ago	14955	13199	14969	13199

[^]In case, the start date or the end date of the concerned period is a non-business day, the NAV of the previous business day is considered for computation of returns. Past performance may or may not be sustained in future. The Direct Plan has a lower expense ratio as compared to the Regular/ Other than Direct Plan to the extent of distribution expenses, commission, etc. and no commission or distribution expenses for distribution of Units or distribution expenses are paid / charged under the Direct Plan. Standard TRIs prescribed are as per the applicable circular by SEBI. [@]- TRI. Note: Pursuant to AMFI communication vide letter no 35P/MEM-COR/126 dated March 20, 2024, inflows and subscriptions (including by way of lump sum, switch-ins, new/existing registrations of Systematic Investment Plan (SIP) and Systematic Transfer Plan (STP)) is not being accepted.

SIP Returns as on April 30, 2025

SIP Tenure (in Years)	1 Year	3 Year	Since Inception
Investment Amount	10,000	10,000	10,000
Total No. of Installments	12	36	38
Total Amount Invested (in ₹)	120000	360000	380000
Present Value (in ₹)	118543	445000	472743
CRSP US Total Market Index	-	-	-
Total No. Units	8144	30572	32478
Yield (%)	-2.27	14.30	13.93

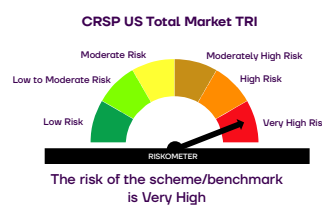
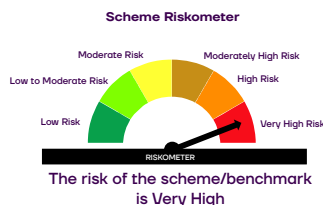
SIP date every 1st business day of the month

SIP Returns are for regular plan. Past performance may or may not be sustained in the future. Assuming ₹10,000 invested systematically on the first Business Day of every month over a period of time. Load is not taken into consideration for computation of performance. The above investment simulation is for illustrative purpose only and should not be construed as a promise on minimum returns and safeguard of capital. The AMC/Mutual Fund is not guaranteeing or promising or forecasting any returns. SIP does not assure a profit or guarantee protection against a loss in a declining market.

This Product Is Suitable For Investors Who Are Seeking[^]

- Capital appreciation over the long term
- Ideal for Equity investors who want exposure to Vanguard Total Stock Market ETF (VTI) or in the Schwab Total Stock Market Index Fund (SWTSX)

[^] Investors should consult their financial advisers if in doubt about whether the product is suitable for them.



Navi NASDAQ 100 Fund of Fund

An open-ended fund of fund investing in units of overseas ETF's and/or Index Fund based on NASDAQ 100 Index.



Investment Objective

The investment objective of the scheme is to provide long-term capital appreciation by investing in units of overseas ETF's and/ or Index Fund based on NASDAQ 100 Index. There is no assurance that the investment objective of the scheme will be realized.



Scheme Details

Inception Date (Date of Allotment): 23rd March, 2022
Index: NASDAQ 100 TRI
Minimum Application Amount: ₹100/- and in multiples of ₹1/- thereafter
Load Structure: Exit Load : NIL
Asset Allocation Pattern: To Units of overseas ETF's and/or Index Fund based on NASDAQ 100 Index 95% to 100. To Debt schemes, Debt & Money Market Instruments, including Tri Party Repo, G-Secs and Cash-0% to 5%
Total Expense Ratio (TER)*: Regular Plan: 0.30% | Direct Plan: 0.16%
 # - Above TER includes additional expenses but excludes GST. For TER inclusive of GST please refer to page no. 31
 Expense structure for Direct & Regular Plan may vary.



Fund Manager

Mr. Ashutosh Shirwaikar is the Fund Manager from February 14, 2025.
 Mr. Ashutosh Shirwaikar manages 15 schemes.



Net Asset Value (NAV)

as on April 30, 2025

Scheme NAV (in ₹)
 Direct Plan - Growth Option ----- 14.7327
 Regular Plan - Growth Option ----- 14.6462



Fund Size (as on April 30, 2025)

AUM: ₹ 889.27 Crs | **Monthly Average AUM:** ₹ 865.55 Crs

Portfolio Holdings as on April 30, 2025

Portfolio Holdings	% of Net Assets
MUTUAL FUND UNITS	99.14%
+INVESCO NASDAQ 100 ETF (QQQM)	99.14%
TREPS (including TBILL held as Collateral)/Reverse	
Repo/Net Current Assets/Cash/Cash Equivalent	0.86%
Total	100.00%

*Top 10 Holdings

Performance as on April 30, 2025

Period	Navi NASDAQ 100 Fund of Fund - Regular Growth	NASDAQ 100 TRI* [@]	Navi NASDAQ 100 Fund of Fund - Direct Growth	NASDAQ 100 TRI* [@]
1 Year CAGR %	13.64%	12.21%	13.81%	12.21%
3 Years CAGR %	18.82%	15.01%	19.04%	15.01%
Since Inception CAGR %	13.09%	9.54%	13.31%	9.54%
Current Value of investment if ₹ 10000/- was invested on Inception date (in ₹)	14646	13265	14733	13265
Current Value of Investment if 10000/- was invested 1 year ago	11364	11221	11381	11221
Current Value of Investment if 10000/- was invested 3 year ago	16789	15225	16886	15225

*In case, the start date or the end date of the concerned period is a non-business day, the NAV of the previous business day is considered for computation of returns. Past performance may or may not be sustained in future. The Direct Plan has a lower expense ratio as compared to the Regular/ Other than Direct Plan to the extent of distribution expenses, commission, etc. and no commission or distribution expenses for distribution of Units or distribution expenses are paid / charged under the Direct Plan. Standard TRIs prescribed are as per the applicable circular by SEBI. @- TRI . Note: Pursuant to AMFI communication vide letter no 35P/MEM-COR/126 dated March 20, 2024, inflows and subscriptions (including by way of lump sum, switch-ins, new/existing registrations of Systematic Investment Plan (SIP) and Systematic Transfer Plan (STP)) is not being accepted.

SIP Returns as on April 30, 2025

SIP Tenure (in Years)	1 Year	3 Years	Since Inception
Investment Amount	10,000	10,000	10,000
Total No. of Installments	12	36	37
Total Amount Invested (in ₹)	120000	360000	370000
Present Value (in ₹)	119114	476608	491257
NASDAQ 100 Index	119359	463974	477143
Total No. Units	8133	32541	33542
Yield (%)	-1.38	19.14	18.79

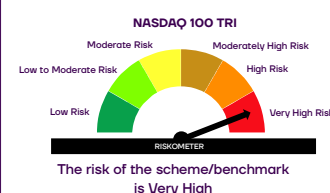
SIP date every 1st business day of the month

SIP Returns are for regular plan. Past performance may or may not be sustained in the future. Assuming ₹10,000 invested systematically on the first Business Day of every month over a period of time. Load is not taken into consideration for computation of performance. The above investment simulation is for illustrative purpose only and should not be construed as a promise on minimum returns and safeguard of capital. The AMC/Mutual Fund is not guaranteeing or promising or forecasting any returns. SIP does not assure a profit or guarantee protection against a loss in a declining market.

This Product Is Suitable For Investors Who Are Seeking[^]

- Capital appreciation over the long term
- Return that corresponds generally to the performance of NASDAQ 100 Index, subject to tracking error

[^] Investors should consult their financial advisers if in doubt about whether the product is suitable for them.



Navi Nifty Next 50 Index Fund

An open ended scheme replicating / tracking Nifty Next 50 Index.



Investment Objective

The investment objective of the Scheme is to invest in companies whose securities are included in Nifty Next 50 Index and to endeavour to achieve the returns of the index, though subject to tracking error. The objective is that the performance of the NAV of the Scheme should track the performance of the Nifty Next 50 Index over the same period subject to tracking error. There is no assurance that the investment objective of the Scheme will be achieved.



Fund Manager

Mr. Ashutosh Shirwaikar is the Fund Manager from February 14, 2025. Mr. Ashutosh Shirwaikar manages 15 schemes.



Scheme Details

Inception Date (Date of Allotment): 20th January, 2022
Index: Nifty Next 50 TRI

Minimum Application Amount: ₹ 100/- and in multiples of ₹ 1/- thereafter

Load Structure: Exit Load : NIL

Asset Allocation Pattern: Equity and equity related securities covered by Nifty Next 50 Index: 95% to 100%
Debt and Money Market Instruments: 0% to 5%

Total Expense Ratio (TER)*: Regular Plan: 0.58% | Direct Plan: 0.12%

Portfolio Turnover Ratio (Times): 0.16

- Above TER includes additional expenses but excludes GST. For TER inclusive of GST please refer to page no. 31
Expense structure for Direct & Regular Plan may vary.



Net Asset Value (NAV)

as on April 30, 2025

Scheme	NAV (in ₹)
Direct Plan - Growth Option	15.2435
Regular Plan - Growth Option	15.0017



Fund Size (as on April 30, 2025)

AUM: ₹ 790.80 Crs | **Monthly Average AUM:** ₹ 755.00 Crs

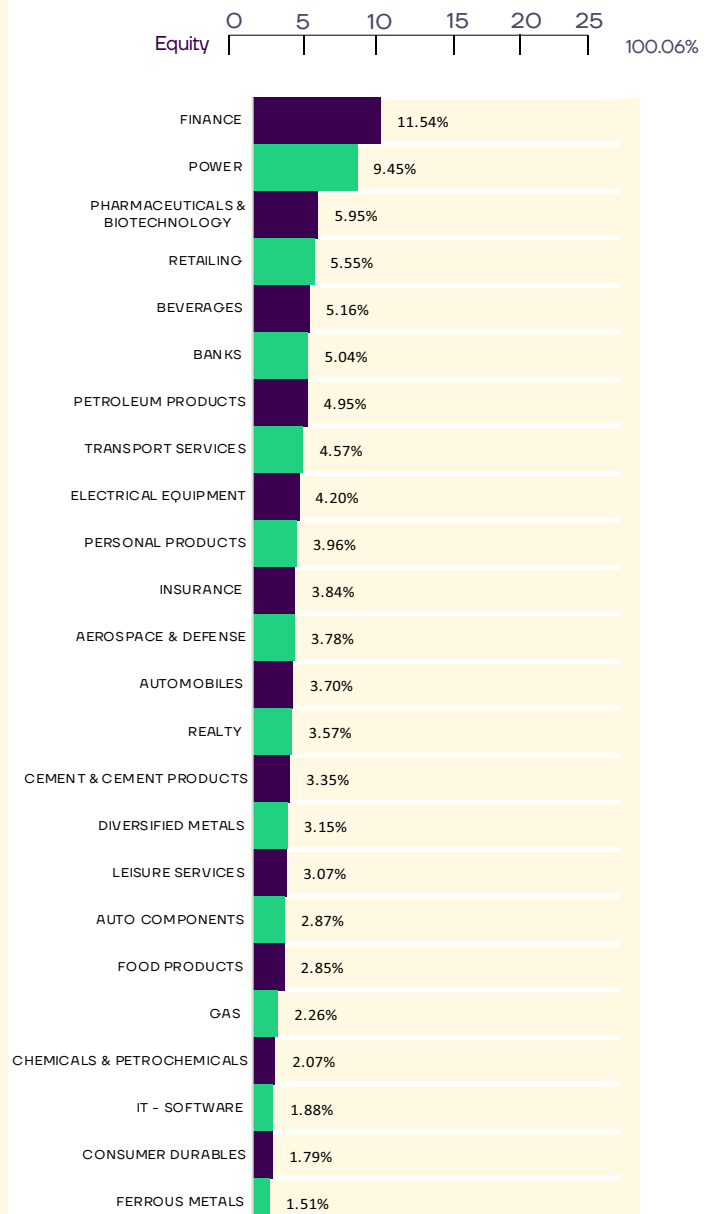


Tracking Error

(Annualised as on April 30, 2025)

Tracking Error	Tracking Difference
0.41%	-0.37%

Industry Allocation Equity (%)



Portfolio Holdings as on April 30, 2025

Portfolio Holdings	Sector	% of Net Assets	Portfolio Holdings	Sector	% of Net Assets
EQUITY SHARES		100.06%	HAVELLS INDIA LIMITED	CONSUMER DURABLES	1.79%
* INTERGLOBE AVIATION LIMITED	TRANSPORT SERVICES	4.57%	CG POWER AND INDUSTRIAL SOLUTIONS LTD	ELECTRICAL EQUIPMENT	1.78%
* HINDUSTAN AERONAUTICS LTD	AEROSPACE & DEFENSE	3.78%	SHREE CEMENT LIMITED	CEMENT & CEMENT PRODUCTS	1.76%
* DIVI'S LABORATORIES LIMITED	PHARMACEUTICALS & BIOTECHNOLOGY	3.43%	SAMVARDHANA MOTHERSON INTERNATIONAL LTD	AUTO COMPONENTS	1.74%
* VEDANTA LIMITED	DIVERSIFIED METALS	3.15%	MACROTECH DEVELOPERS LIMITED	REALTY	1.65%
* VARUN BEVERAGES LIMITED	BEVERAGES	3.11%	AMBUJA CEMENTS LIMITED	CEMENT & CEMENT PRODUCTS	1.59%
* THE INDIAN HOTELS COMPANY LIMITED	LEISURE SERVICES	3.07%	TORRENT PHARMACEUTICALS LIMITED	PHARMACEUTICALS & BIOTECHNOLOGY	1.54%
* TATA POWER COMPANY LIMITED	POWER	2.86%	PUNJAB NATIONAL BANK	BANKS	1.53%
* BRITANNIA INDUSTRIES LIMITED	FOOD PRODUCTS	2.85%	JINDAL STEEL & POWER LIMITED	FERROUS METALS	1.51%
* CHOLAMANDALAM INVEST & FINANCE CO LTD	FINANCE	2.79%	CANARA BANK	BANKS	1.46%
* TVS MOTOR COMPANY LIMITED	AUTOMOBILES	2.78%	ADANI ENERGY SOLUTIONS LIMITED	POWER	1.44%
AVENUE SUPERMARTS LIMITED	RETAILING	2.74%	ABB INDIA LIMITED	ELECTRICAL EQUIPMENT	1.28%
GODREJ CONSUMER PRODUCTS LIMITED	PERSONAL PRODUCTS	2.68%	DABUR INDIA LIMITED	PERSONAL PRODUCTS	1.28%
BHARAT PETROLEUM CORPORATION LIMITED	PETROLEUM PRODUCTS	2.67%	ADANI GREEN ENERGY LIMITED	POWER	1.22%
POWER FINANCE CORPORATION LIMITED	FINANCE	2.63%	JSW ENERGY LIMITED	POWER	1.14%
INFO EDGE (INDIA) LIMITED	RETAILING	2.43%	SIEMENS LIMITED	ELECTRICAL EQUIPMENT	1.14%
REC LIMITED	FINANCE	2.33%	BOSCH LIMITED	AUTO COMPONENTS	1.13%
BAJAJ HOLDINGS & INVESTMENT LTD	FINANCE	2.30%	ICICI PRUDENTIAL LIFE INSURANCE COMPANY	INSURANCE	1.07%
INDIAN OIL CORPORATION LIMITED	PETROLEUM PRODUCTS	2.28%	INDIAN RAILWAY FINANCE CORPORATION LTD.	FINANCE	0.99%
GAIL (INDIA) LIMITED	GAS	2.26%	ZYDUS LIFESCIENCES LIMITED	PHARMACEUTICALS & BIOTECHNOLOGY	0.98%
PIDILITE INDUSTRIES LIMITED	CHEMICALS & PETROCHEMICALS	2.07%	SIEMENS ENERGY INDIA LIMITED	POWER	0.93%
BANK OF BARODA	BANKS	2.05%	HYUNDAI MOTOR INDIA LIMITED	AUTOMOBILES	0.92%
UNITED SPIRITS LIMITED	BEVERAGES	2.05%	LIFE INSURANCE CORPORATION OF INDIA	INSURANCE	0.78%
ICICI LOMBARD GENERAL INSURANCE COMPANY	INSURANCE	1.99%	BAJAJ HOUSING FINANCE LTD	FINANCE	0.50%
DLF LIMITED	REALTY	1.92%	SWIGGY LIMITED	RETAILING	0.38%
LTIMINDTREE LTD	IT - SOFTWARE	1.88%	TREPS (including TBILL held as Collateral)/Reverse Repo/		
ADANI POWER LIMITED	POWER	1.86%	Net Current Assets/Cash/Cash Equivalent		-0.06%
Total					100.00%

*Top 10 Holdings

Performance as on April 30, 2025

Period	Navi Nifty Next 50 Index Fund - Regular Growth	Nifty Next 50 TRI ¹ @	Navi Nifty Next 50 Index Fund - Direct Growth	Nifty Next 50 TRI ¹ @
1 Year CAGR %	-0.63%	0.14%	-0.17%	0.14%
3 year CAGR %	14.67%	15.67%	15.24%	15.67%
Since Inception CAOR %	13.18%	14.15%	13.73%	14.15%
Current Value of investment if 10000/- was invested on Inception date (in ₹)	15002	15430	15244	15430
Current Value of Investment if 10000/- was invested 1 year ago	9937	10014	9983	10014
Current Value of investment if 10000/- was invested prior 3 year (in ₹)	15090	15489	15314	15489

*In case, the start date or the end date of the concerned period is a non-business day, the NAV of the previous business day is considered for computation of returns. Past performance may or may not be sustained in future. The Direct Plan has a lower expense ratio as compared to the Regular/ Other than Direct Plan to the extent of distribution expenses, commission, etc. and no commission or distribution expenses for distribution of Units or distribution expenses are paid / charged under the Direct Plan. Standard TRIs prescribed are as per the applicable circular by SEBI. The performance of the Scheme is TRIed to the Total Return variant of the Index TRI. @- TRI.

SIP Returns as on April 30, 2025

SIP Tenure (in Years)	1 Year	3 Year	Since Inception
Investment Amount	10,000	10,000	10,000
Total No. of Installments	12	36	39
Total Amount Invested (in ₹)	120000	360000	390000
Present Value (in ₹)	113060	464491	511377
Nifty Next 50 TRI	113485	471773	519895
Total No. Units	7536	30963	34088
Yield (%)	-10.65	17.31	16.95

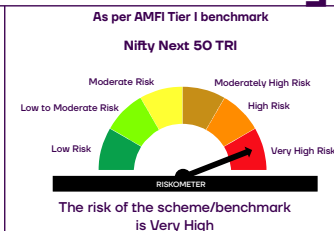
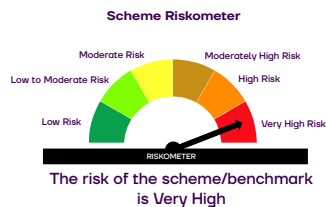
SIP date every 1st business day of the month

SIP Returns are for regular plan. Past performance may or may not sustained in the future. Assuming ₹10,000 invested systematically on the first Business Day of every month over a period of time. Load is not taken into consideration for computation of performance. The above investment simulation is for illustrative purpose only and should not be construed as a promise on minimum returns and safeguard of capital. The AMC/Mutual Fund is not guaranteeing or promising or forecasting any returns. SIP does not assure a profit or gurantee protection against a loss in a declining market.

This Product Is Suitable For Investors Who Are Seeking[^]

- Capital appreciation over the long term
- Equity and Equity related securities covered by Nifty Next 50 Index
- Return that corresponds to the performance of Nifty Next 50 Index, subject to tracking error.

[^] Investors should consult their financial advisers if in doubt about whether the product is suitable for them.



Navi Nifty Bank Index Fund

An open ended scheme replicating / tracking Nifty Bank Index TRI.



Investment Objective

The investment objective of the scheme is to achieve return equivalent to Nifty Bank Index by investing in stocks of companies comprising Nifty Bank Index, subject to tracking error. There is no assurance that the investment objective of the scheme will be achieved.



Scheme Details

Inception Date (Date of Allotment): 04th February, 2022
Index: Nifty Bank TRI
Minimum Application Amount: ₹100/- and in multiples of ₹1/- thereafter
Load Structure: Exit Load : NIL
Asset Allocation Pattern: Equity and equity related securities covered by Nifty Bank Index: 95% to 100%
 Debt and Money Market Instruments: 0% to 5%
Total Expense Ratio (TER)*: Regular Plan: 0.80% | Direct Plan: 0.10%
Portfolio Turnover Ratio (Times): 0.49

- Above TER includes additional expenses but excludes GST. For TER inclusive of GST please refer to page no. 31
 Expense structure for Direct & Regular Plan may vary.



Fund Manager

Mr. Ashutosh Shirwaikar is the Fund Manager from February 14, 2025. Mr. Ashutosh Shirwaikar manages 15 schemes.



Fund Size (as on April 30, 2025)

AUM: ₹ 629.08 Crs | **Monthly Average AUM:** ₹ 604.84 Crs



Tracking Error

(Annualised as on April 30, 2025)

Tracking Error	Tracking Difference
0.07%	-0.38%



Net Asset Value (NAV)

as on April 30, 2025

Scheme	NAV (in ₹)
Direct Plan - Growth Option	14.3892
Regular Plan - Growth Option	14.0617

Industry Allocation Equity (%)



BANKS

99.97%

Performance as on April 30, 2025

Period	Navi Nifty Bank Index Fund - Regular Growth	Nifty Bank TRI *@	Navi Nifty Bank Index Fund - Direct Growth	Nifty Bank TRI*@
1 Year CAGR %	11.46%	12.51%	12.27%	12.51%
3 year CAGR %	14.88%	16.09%	15.70%	16.09%
Since Inception CAGR %	11.11%	12.33%	11.90%	12.33%
Current Value of investment if 10000/- was invested on Inception date (in ₹)	14062	14566	14389	14566
Current Value of Investment if 10000/- was invested 1 year ago	11146	11251	11227	11251
Current Value of investment if 10000/- was invested prior 3 year (in ₹)	15171	15657	15499	15657

*In case, the start date or the end date of the concerned period is a non-business day, the NAV of the previous business day is considered for computation of returns. Past performance may or may not be sustained in future. The Direct Plan has a lower expense ratio as compared to the Regular/ Other than Direct Plan to the extent of distribution expenses, commission, etc. and no commission or distribution expenses for distribution of Units or distribution expenses are paid / charged under the Direct Plan. Standard TRIs prescribed are as per the applicable circular by SEBI. The performance of the Scheme is TRIed to the Total Return variant of the Index TRI. @- TRI.

Portfolio Holdings as on April 30, 2025

Portfolio Holdings	Sector	% of Net Assets
EQUITY SHARES		99.97%
• HDFC BANK LIMITED	BANKS	27.86%
• ICICI BANK LIMITED	BANKS	25.14%
• AXIS BANK LIMITED	BANKS	8.45%
• STATE BANK OF INDIA	BANKS	8.14%
• KOTAK MAHINDRA BANK LIMITED	BANKS	8.12%
• INDUSIND BANK LIMITED	BANKS	4.16%
• THE FEDERAL BANK LIMITED	BANKS	3.63%
• BANK OF BARODA	BANKS	3.49%
• IDFC FIRST BANK LIMITED	BANKS	3.03%
• AU SMALL FINANCE BANK LIMITED	BANKS	2.87%
PUNJAB NATIONAL BANK	BANKS	2.60%
CANARA BANK	BANKS	2.48%
TREPS (including TBILL held as Collateral)/Reverse Repo/Net Current Assets/Cash/Cash Equivalent		0.03%
Total		100.00%

*Top 10 Holdings

SIP Returns as on April 30, 2025

SIP Tenure (in Years)	1 Year	3 Year	Since Inception
Investment Amount	10,000	10,000	10,000
Total No. of Installments	12	36	38
Total Amount Invested (in ₹)	120000	360000	380000
Present Value (in ₹)	129429	443191	473373
Nifty 50 TRI	130058	450521	481704
Total No. Units	9204	31518	33664
Yield (%)	15.05	14.01	14.02

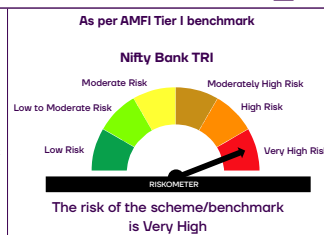
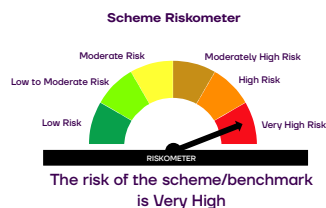
SIP date every 1st business day of the month

SIP Returns are for regular plan. Past performance may or may not be sustained in the future. Assuming ₹10,000 invested systematically on the first Business Day of every month over a period of time. Load is not taken into consideration for computation of performance. The above investment simulation is for illustrative purpose only and should not be construed as a promise on minimum returns and safeguard of capital. The AMC/Mutual Fund is not guaranteeing or promising or forecasting any returns. SIP does not assure a profit or guarantee protection against a loss in a declining market.

This Product Is Suitable For Investors Who Are Seeking[^]

- Capital appreciation over the long term
- Equity and Equity related securities covered by Nifty Bank Index
- Return that corresponds to the performance of Nifty Bank Index, subject to tracking error.

[^] Investors should consult their financial advisers if in doubt about whether the product is suitable for them.



Navi Nifty Midcap 150 Index Fund

An open-ended equity scheme replicating / tracking Nifty Midcap 150 Index



Investment Objective

The investment objective of the scheme is to achieve return equivalent to Nifty Midcap 150 Index by investing in stocks of companies comprising Nifty Midcap 150 Index, subject to tracking error. There is no assurance that the investment objective of the scheme will be achieved. .



Fund Manager

Mr. Ashutosh Shirwaikar is the Fund Manager from February 14, 2025. Mr. Ashutosh Shirwaikar manages 15 schemes.



Scheme Details

Inception Date (Date of Allotment): 11th March, 2022
Index: Nifty Midcap 150 TRI

Minimum Application Amount: ₹100/- and in multiples of ₹1/- thereafter
Load Structure: Exit Load : NIL
Asset Allocation Pattern: Equity and equity related securities covered by Nifty Midcap 150 Index : 95% to 100%
Debt and Money Market Instruments: 0% to 5%

Total Expense Ratio (TER)*: Regular Plan: 1.00% | Direct Plan: 0.22%
Portfolio Turnover Ratio (Times): 0.36
- Above TER includes additional expenses but excludes GST. For TER inclusive of GST please refer to page no. 31
Expense structure for Direct & Regular Plan may vary.



Net Asset Value (NAV)

as on April 30, 2025

Scheme	NAV (in ₹)
Direct Plan - Growth Option	18.7708
Regular Plan - Growth Option	18.2596



Fund Size (as on April 30, 2025)

AUM: ₹ 250.33 Crs | **Monthly Average AUM:** ₹ 235.23 Crs

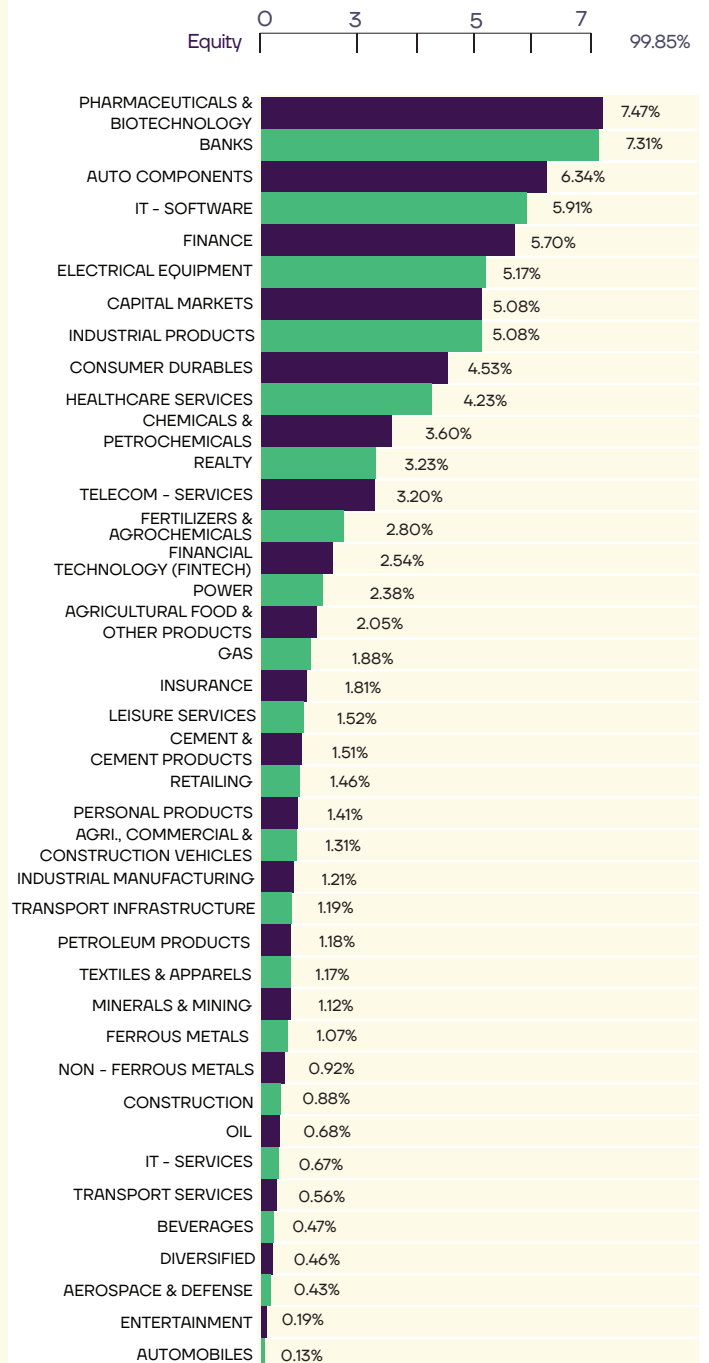


Tracking Error

(Annualised as on April 30, 2025)

Tracking Error	Tracking Difference
0.15%	-0.64%

Industry Allocation Equity (%)



Portfolio Holdings as on April 30, 2025

Portfolio Holdings	Sector	% of Net Assets	Portfolio Holdings	Sector	% of Net Assets
EQUITY SHARES		99.85%			
* BSE LTD	CAPITAL MARKETS	2.62%	HITACHI ENERGY INDIA LIMITED	ELECTRICAL EQUIPMENT	0.56%
* MAX HEALTHCARE INSTITUTE LIMITED	HEALTHCARE SERVICES	2.48%	LIC HOUSING FINANCE LIMITED	FINANCE	0.55%
* SUZLON ENERGY LIMITED	ELECTRICAL EQUIPMENT	2.04%	ADANI TOTAL GAS LIMITED	GAS	0.51%
* DIXON TECHNOLOGIES (INDIA) LIMITED	CONSUMER DURABLES	1.93%	ASTRAL LIMITED	INDUSTRIAL PRODUCTS	0.50%
* PERSISTENT SYSTEMS LTD	IT - SOFTWARE	1.72%	STEEL AUTHORITY OF INDIA LIMITED	FERROUS METALS	0.50%
* INDUS TOWERS LIMITED	TELECOM - SERVICES	1.64%	EXIDE INDUSTRIES LIMITED	AUTO COMPONENTS	0.49%
* PB FINTECH LIMITED	FINANCIAL TECHNOLOGY (FINTECH)	1.64%	HINDUSTAN ZINC LIMITED	NON - FERROUS METALS	0.49%
* LUPIN LIMITED	PHARMACEUTICALS & BIOTECHNOLOGY	1.54%	UNO MINDA LIMITED	AUTO COMPONENTS	0.49%
* COFORGE LIMITED	IT - SOFTWARE	1.48%	360 ONE WAM LIMITED	CAPITAL MARKETS	0.48%
* THE FEDERAL BANK LIMITED	BANKS	1.47%	ABBOTT INDIA LIMITED	PHARMACEUTICALS & BIOTECHNOLOGY	0.48%
HDFC ASSET MANAGEMENT COMPANY LIMITED	CAPITAL MARKETS	1.35%	GUJARAT FLUORO CHEMICALS LIMITED	CHEMICALS & PETROCHEMICALS	0.48%
SRF LIMITED	CHEMICALS & PETROCHEMICALS	1.33%	BERGER PAINTS (I) LIMITED	CONSUMER DURABLES	0.47%
IDFC FIRST BANK LIMITED	BANKS	1.22%	DALMIA BHARAT LIMITED	CEMENT & CEMENT PRODUCTS	0.47%
CUMMINS INDIA LIMITED	INDUSTRIAL PRODUCTS	1.19%	MAHINDRA & MAHINDRA FINANCIAL SERV LTD.	FINANCE	0.47%
AU SMALL FINANCE BANK LIMITED	BANKS	1.16%	UNITED BREWERIES LIMITED	BEVERAGES	0.47%
MARICO LIMITED	AGRICULTURAL FOOD & OTHER PRODUCTS	1.14%	APOLLO TYRES LIMITED	AUTO COMPONENTS	0.46%
HINDUSTAN PETROLEUM CORPORATION LIMITED	PETROLEUM PRODUCTS	1.11%	BIOCON LIMITED	PHARMACEUTICALS & BIOTECHNOLOGY	0.44%
SUNDARAM FINANCE LIMITED	FINANCE	1.10%	LLOYDS METALS AND ENERGY LIMITED	MINERALS & MINING	0.44%
UPL LIMITED	FERTILIZERS & AGROCHEMICALS	1.10%	ADITYA BIRLA CAPITAL LIMITED	FINANCE	0.43%
FORTIS HEALTHCARE LIMITED	HEALTHCARE SERVICES	1.09%	BANK OF INDIA	BANKS	0.43%
AUROBINDO PHARMA LIMITED	PHARMACEUTICALS & BIOTECHNOLOGY	1.05%	BHARAT DYNAMICS LIMITED	AEROSPACE & DEFENSE	0.43%
COLGATE PALMOLIVE (INDIA) LIMITED	PERSONAL PRODUCTS	1.04%	NATIONAL ALUMINIUM COMPANY LIMITED	NON - FERROUS METALS	0.43%
MAX FINANCIAL SERVICES LIMITED	INSURANCE	1.02%	BANDHAN BANK LIMITED	BANKS	0.42%
YES BANK LTD	BANKS	1.02%	SCHAEFFLER INDIA LTD	AUTO COMPONENTS	0.42%
GODREJ PROPERTIES LIMITED	REALTY	0.99%	COCHIN SHIPYARD LIMITED	INDUSTRIAL MANUFACTURING	0.41%
ASHOK LEYLAND LIMITED	AGRICULTURAL, COMMERCIAL & CONSTRUCTION VEHICLES	0.98%	INDRAPRASTHA GAS LIMITED	GAS	0.41%
SOLAR INDUSTRIES INDIA LIMITED	CHEMICALS & PETROCHEMICALS	0.98%	LINDE INDIA LIMITED	CHEMICALS & PETROCHEMICALS	0.41%
GMR AIRPORTS LIMITED	TRANSPORT INFRASTRUCTURE	0.95%	DEEPAK NITRITE LTD	CHEMICALS & PETROCHEMICALS	0.40%
TUBE INVESTMENTS OF INDIA LTD	AUTO COMPONENTS	0.95%	L&T FINANCE LIMITED	FINANCE	0.40%
THE PHOENIX MILLS LIMITED	REALTY	0.94%	ACC LIMITED	CEMENT & CEMENT PRODUCTS	0.39%
BHARAT FORGE LIMITED	AUTO COMPONENTS	0.90%	BHARTI HEXACOM LIMITED	TELECOM - SERVICES	0.39%
ONE 97 COMMUNICATIONS LIMITED	FINANCIAL TECHNOLOGY (FINTECH)	0.90%	GENERAL INSURANCE CORPORATION OF INDIA	INSURANCE	0.39%
PI INDUSTRIES LIMITED	FERTILIZERS & AGROCHEMICALS	0.90%	THERMAX LIMITED	ELECTRICAL EQUIPMENT	0.39%
APL APOLLO TUBES LIMITED	INDUSTRIAL PRODUCTS	0.89%	ADITYA BIRLA FASHION AND RETAIL LIMITED	RETAILING	0.38%
BHARAT HEAVY ELECTRICALS LIMITED	ELECTRICAL EQUIPMENT	0.89%	AIA ENGINEERING LIMITED	INDUSTRIAL PRODUCTS	0.38%
TORRENT POWER LIMITED	POWER	0.89%	EMAMI LTD	PERSONAL PRODUCTS	0.37%
PAGE INDUSTRIES LIMITED	TEXTILES & APPARELS	0.87%	GLAXOSMITHKLINE PHARMACEUTICALS LTD	PHARMACEUTICALS & BIOTECHNOLOGY	0.37%
VOLTAS LIMITED	CONSUMER DURABLES	0.86%	L&T TECHNOLOGY SERVICES LTD	IT - SERVICES	0.36%
MANKIND PHARMA LIMITED	PHARMACEUTICALS & BIOTECHNOLOGY	0.85%	SYNGENE INTERNATIONAL LIMITED	HEALTHCARE SERVICES	0.36%
MPHASIS LIMITED	IT - SOFTWARE	0.85%	AJANTA PHARMA LIMITED	PHARMACEUTICALS & BIOTECHNOLOGY	0.35%
POLYCAB INDIA LIMITED	INDUSTRIAL PRODUCTS	0.85%	GLAND PHARMA LIMITED	PHARMACEUTICALS & BIOTECHNOLOGY	0.34%
ALKEM LABORATORIES LIMITED	PHARMACEUTICALS & BIOTECHNOLOGY	0.83%	HOUSING AND URBAN DEVELOPMENT CORP. LTD.	FINANCE	0.34%
JUBILANT FOODWORKS LIMITED	LEISURE SERVICES	0.83%	INDIAN RENEWABLE ENERGY DEV AGENCY LTD	FINANCE	0.34%
MRF LIMITED	AUTO COMPONENTS	0.83%	NIPPON LIFE INDIA ASSET MANAGEMENT LTD	CAPITAL MARKETS	0.34%
NHPC LIMITED	POWER	0.83%	CRISIL LIMITED	FINANCE	0.33%
FSN E-COMMERCE VENTURES LIMITED	RETAILING	0.81%	ESCORTS KUBOTA LIMITED	AGRICULTURAL, COMMERCIAL & CONSTRUCTION VEHICLES	0.33%
COROMANDEL INTERNATIONAL LIMITED	FERTILIZERS & AGROCHEMICALS	0.80%	TATA TECHNOLOGIES LIMITED	IT - SERVICES	0.31%
SBI CARDS AND PAYMENT SERVICES LIMITED	FINANCE	0.80%	GLOBAL HEALTH LIMITED	HEALTHCARE SERVICES	0.30%
UNION BANK OF INDIA	BANKS	0.74%	K.P.R. MILL LTD	TEXTILES & APPARELS	0.30%
PETRONET LNG LIMITED	GAS	0.72%	APAR INDUSTRIES LTD	ELECTRICAL EQUIPMENT	0.29%
MUTHOOT FINANCE LIMITED	FINANCE	0.71%	MOTHERSON SUMI WIRING INDIA LIMITED	AUTO COMPONENTS	0.29%
PRESTIGE ESTATES PROJECTS LIMITED	REALTY	0.71%	MOTILAL OSWAL FINANCIAL SERVICES	CAPITAL MARKETS	0.29%
SUPREME INDUSTRIES LIMITED	INDUSTRIAL PRODUCTS	0.70%	IRB INFRASTRUCTURE DEVELOPERS LIMITED	CONSTRUCTION	0.28%
INDIAN RAILWAY CATERING & TOURISM CORP	LEISURE SERVICES	0.69%	ADANI WILMAR LIMITED	AGRICULTURAL FOOD & OTHER PRODUCTS	0.27%
NMDC LIMITED	MINERALS & MINING	0.68%	STAR HEALTH AND ALLIED INSURANCE CO LTD	INSURANCE	0.27%
OIL INDIA LIMITED	OIL	0.68%	VISHAL MEGA MART LIMITED	RETAILING	0.27%
BLUE STAR LTD	CONSUMER DURABLES	0.67%	3M INDIA LIMITED	DIVERSIFIED	0.26%
SONA BLW PRECISION FORGINGS LIMITED	AUTO COMPONENTS	0.66%	BANK OF MAHARASHTRA	BANKS	0.24%
BALKRISHNA INDUSTRIES LIMITED	AUTO COMPONENTS	0.65%	GUJARAT GAS LIMITED	GAS	0.24%
JK CEMENT LIMITED	CEMENT & CEMENT PRODUCTS	0.65%	JSW INFRASTRUCTURE LIMITED	TRANSPORT INFRASTRUCTURE	0.24%
PATANJALI FOODS LIMITED	AGRICULTURAL FOOD & OTHER PRODUCTS	0.64%	HONEYWELL AUTOMATION INDIA LIMITED	INDUSTRIAL MANUFACTURING	0.23%
GLENMARK PHARMACEUTICALS LIMITED	PHARMACEUTICALS & BIOTECHNOLOGY	0.63%	NEYVELI LIGNITE CORPORATION LTD.	POWER	0.23%
ORACLE FINANCIAL SERVICES SOFTWARE	IT - SOFTWARE	0.63%	NTPC GREEN ENERGY LIMITED	POWER	0.23%
KPIT TECHNOLOGIES LIMITED	IT - SOFTWARE	0.62%	TATA INVESTMENT CORPORATION LTD.	FINANCE	0.23%
INDIAN BANK	BANKS	0.61%	WAAREE ENERGIES LIMITED	ELECTRICAL EQUIPMENT	0.21%
TATA ELXSI LIMITED	IT - SOFTWARE	0.61%	ENDURANCE TECHNOLOGIES LIMITED	AUTO COMPONENTS	0.20%
KALYAN JEWELLERS INDIA LIMITED	CONSUMER DURABLES	0.60%	GODREJ INDUSTRIES LTD	DIVERSIFIED	0.20%
RAIL VIKAS NIGAM LIMITED	CONSTRUCTION	0.60%	PREMIER ENERGIES LIMITED	ELECTRICAL EQUIPMENT	0.20%
VODAFONE IDEA LTD	TELECOM - SERVICES	0.60%	SJVN LIMITED	POWER	0.20%
GE VERNOVA T&D INDIA LIMITED	ELECTRICAL EQUIPMENT	0.59%	SUN TV NETWORK LIMITED	ENTERTAINMENT	0.19%
IPCA LABORATORIES LIMITED	PHARMACEUTICALS & BIOTECHNOLOGY	0.59%	OLA ELECTRIC MOBILITY LIMITED	AUTOMOBILES	0.13%
OBEROI REALTY LIMITED	REALTY	0.59%	THE NEW INDIA ASSURANCE COMPANY LTD	INSURANCE	0.13%
JINDAL STAINLESS LIMITED	FERROUS METALS	0.57%	MANGALORE REFINERY & PETROCHEMICALS LTD	PETROLEUM PRODUCTS	0.07%
KEI INDUSTRIES LIMITED	INDUSTRIAL PRODUCTS	0.57%	TREPS (including TBILL held as Collateral)/Reverse Repo/		
MAZAGON DOCK SHIPBUILDERS LIMITED	INDUSTRIAL MANUFACTURING	0.57%	Net Current Assets/Cash/Cash Equivalent		0.15%
TATA COMMUNICATIONS LIMITED	TELECOM - SERVICES	0.57%	Total		100.00%
CONTAINER CORPORATION OF INDIA LIMITED	TRANSPORT SERVICES	0.56%			

*Top 10 Holdings

Performance as on April 30, 2025

Period	Navi Nifty Midcap 150 Index fund - Regular Growth	Nifty Midcap 150 TRI *@	Navi Nifty Midcap 150 fund - Direct Growth	Nifty Midcap 150 TRI*@
1 Year CAGR %	4.45%	5.73%	5.28%	5.73%
3 year CAGR %	20.18%	21.80%	21.24%	21.80%
Since Inception CAGR %	21.14%	22.91%	22.21%	22.91%
Current Value of investment if 10000/- was invested on Inception date (in ₹)	18260	19113	18771	19113
Current Value of Investment if 10000/- was invested 1 year ago	10445	10573	10528	10573
Current Value of investment if 10000/- was invested prior 3 year (in ₹)	17376	18089	17841	18089

*In case, the start date or the end date of the concerned period is a non-business day, the NAV of the previous business day is considered for computation of returns. Past performance may or may not be sustained in future. The Direct Plan has a lower expense ratio as compared to the Regular/ Other than Direct Plan to the extent of distribution expenses, commission, etc. and no commission or distribution expenses for distribution of Units or distribution expenses are paid / charged under the Direct Plan. Standard TRIs prescribed are as per the applicable circular by SEBI. The performance of the Scheme is TRIed to the Total Return variant of the Index TRI. @- TRI.

SIP Returns as on April 30, 2025

SIP Tenure (in Years)	1 Year	3 Years	Since Inception
Investment Amount	10,000	10,000	10,000
Total No. of Installments	12	36	37
Total Amount Invested (in ₹)	120000	360000	370000
Present Value (in ₹)	116687	478002	495251
Nifty Midcap 150 TRI	117471	489318	507294
Total No. Units	6390	26178	27123
Yield (%)	-5.13	19.35	19.35

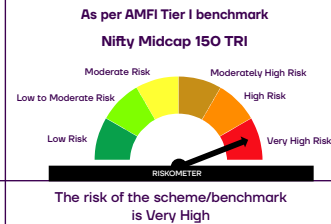
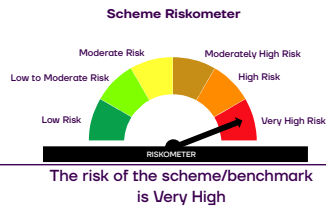
SIP date every 1st business day of the month

SIP Returns are for regular plan. Past performance may or may not be sustained in the future. Assuming ₹10,000 invested systematically on the first Business Day of every month over a period of time. Load is not taken into consideration for computation of performance. The above investment simulation is for illustrative purpose only and should not be construed as a promise on minimum returns and safeguard of capital. The AMC/Mutual Fund is not guaranteeing or promising or forecasting any returns. SIP does not assure a profit or guarantee protection against a loss in a declining market.

This Product Is Suitable For Investors Who Are Seeking[^]

- Capital appreciation over the long term
- Equity and Equity related securities covered by Nifty Midcap 150 Index
- Return that corresponds to the performance of Nifty Midcap 150 Index, subject to tracking error.

[^] Investors should consult their financial advisers if in doubt about whether the product is suitable for them.



Navi Nifty India Manufacturing Index Fund

An open ended scheme replicating / tracking Nifty India Manufacturing Index.



Investment Objective

The investment objective of the scheme is to achieve return equivalent to Nifty India Manufacturing Index by investing in stocks of companies comprising Nifty India Manufacturing Index, subject to tracking error. There is no assurance that the investment objective of the scheme will be achieved.



Fund Manager

Mr. Ashutosh Shirwaikar is the Fund Manager from February 14, 2025. Mr. Ashutosh Shirwaikar manages 15 schemes.



Scheme Details

Inception Date (Date of Allotment): 29th August, 2022
Index: Nifty India Manufacturing TRI

Minimum Application Amount: ₹100/- and in multiples of ₹1/- thereafter
Load Structure: Exit Load : NIL

Asset Allocation Pattern: Equity & equity related securities covered by Nifty India Manufacturing Index: 95% to 100%
 Debt & Money Market Instruments: 0% to 5%

Total Expense Ratio (TER)*: Regular Plan: 1.00% | Direct Plan: 0.22%

Portfolio Turnover Ratio (Times): 0.60

- Above TER includes additional expenses but excludes GST. For TER inclusive of GST please refer to page no. 31
 Expense structure for Direct & Regular Plan may vary.



Net Asset Value (NAV)

as on April 30, 2025

Scheme	NAV (in ₹)
Direct Plan - Growth Option	16.3172
Regular Plan - Growth Option	15.9570



Fund Size (as on April 30, 2025)

AUM: ₹ 59.15 Crs | **Monthly Average AUM:** ₹ 55.99 Crs

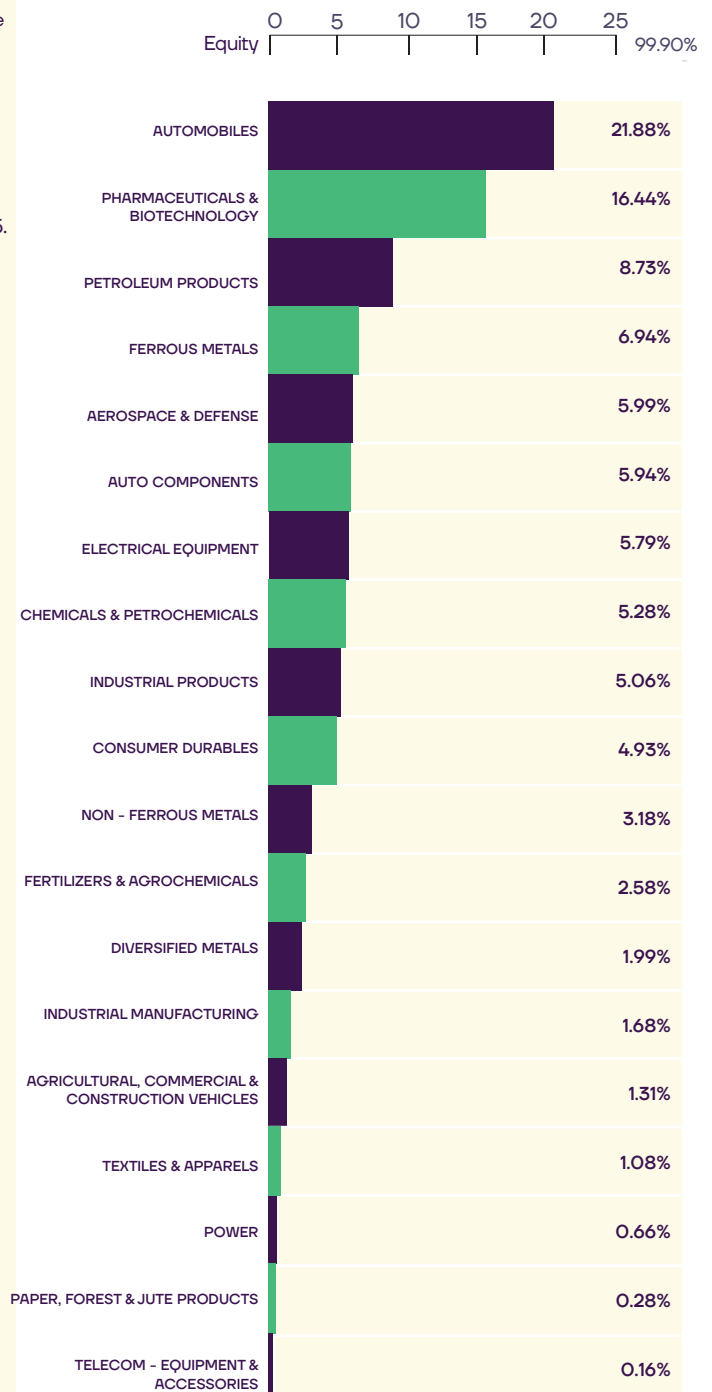


Tracking Error

(Annualised as on April 30, 2025)

Tracking Error	Tracking Difference
0.33%	-0.56%

Industry Allocation Equity (%)



Portfolio Holdings as on April 30, 2025

Portfolio Holdings	Sector	% of Net Assets	Portfolio Holdings	Sector	% of Net Assets
EQUITY SHARES		99.90%	BHARAT FORGE LIMITED	AUTO COMPONENTS	0.83%
* RELIANCE INDUSTRIES LIMITED	PETROLEUM PRODUCTS	5.34%	PI INDUSTRIES LIMITED	FERTILIZERS & AGROCHEMICALS	0.83%
* MAHINDRA & MAHINDRA LIMITED	AUTOMOBILES	5.23%	PAGE INDUSTRIES LIMITED	TEXTILES & APPARELS	0.80%
* SUN PHARMACEUTICAL INDUSTRIES LIMITED	PHARMACEUTICALS & BIOTECHNOLOGY	5.08%	VOLTAS LIMITED	CONSUMER DURABLES	0.79%
* MARUTI SUZUKI INDIA LIMITED	AUTOMOBILES	4.51%	SIEMENS LIMITED	ELECTRICAL EQUIPMENT	0.78%
* TATA MOTORS LIMITED	AUTOMOBILES	3.77%	MRF LIMITED	AUTO COMPONENTS	0.77%
* BHARAT ELECTRONICS LIMITED	AEROSPACE & DEFENSE	3.41%	ALKEM LABORATORIES LIMITED	PHARMACEUTICALS & BIOTECHNOLOGY	0.76%
* TATA STEEL LIMITED	FERROUS METALS	3.25%	COROMANDEL INTERNATIONAL LIMITED	FERTILIZERS & AGROCHEMICALS	0.73%
* JSW STEEL LIMITED	FERROUS METALS	2.74%	BOSCH LIMITED	AUTO COMPONENTS	0.72%
* HINDUSTAN AERONAUTICS LTD	AEROSPACE & DEFENSE	2.58%	SUPREME INDUSTRIES LIMITED	INDUSTRIAL PRODUCTS	0.69%
* HINDALCO INDUSTRIES LIMITED	NON - FERROUS METALS	2.53%	SIEMENS ENERGY INDIA LIMITED	POWER	0.66%
BAJAJ AUTO LIMITED	AUTOMOBILES	2.50%	BLUE STAR LTD	CONSUMER DURABLES	0.62%
CIPLA LIMITED	PHARMACEUTICALS & BIOTECHNOLOGY	2.44%	ZYDUS LIFESCIENCES LIMITED	PHARMACEUTICALS & BIOTECHNOLOGY	0.62%
DIVI'S LABORATORIES LIMITED	PHARMACEUTICALS & BIOTECHNOLOGY	2.17%	CROMPTON GREAVES CONSUMER ELECTRICAL LTD	CONSUMER DURABLES	0.61%
EICHER MOTORS LIMITED	AUTOMOBILES	2.14%	BALKRISHNA INDUSTRIES LIMITED	AUTO COMPONENTS	0.60%
SUZLON ENERGY LIMITED	ELECTRICAL EQUIPMENT	2.03%	SONA BLW PRECISION FORGINGS LIMITED	AUTO COMPONENTS	0.60%
DR. REDDY'S LABORATORIES LIMITED	PHARMACEUTICALS & BIOTECHNOLOGY	2.02%	HYUNDAI MOTOR INDIA LIMITED	AUTOMOBILES	0.58%
VEDANTA LIMITED	DIVERSIFIED METALS	1.99%	KEI INDUSTRIES LIMITED	INDUSTRIAL PRODUCTS	0.57%
DIXON TECHNOLOGIES (INDIA) LIMITED	CONSUMER DURABLES	1.78%	MAZAGON DOCK SHIPBUILDERS LIMITED	INDUSTRIAL MANUFACTURING	0.57%
TVS MOTOR COMPANY LIMITED	AUTOMOBILES	1.76%	ASTRAL LIMITED	INDUSTRIAL PRODUCTS	0.50%
BHARAT PETROLEUM CORPORATION LIMITED	PETROLEUM PRODUCTS	1.68%	KAYNES TECHNOLOGY INDIA PRIVATE LTD	INDUSTRIAL MANUFACTURING	0.47%
INDIAN OIL CORPORATION LIMITED	PETROLEUM PRODUCTS	1.44%	EXIDE INDUSTRIES LIMITED	AUTO COMPONENTS	0.45%
LUPIN LIMITED	PHARMACEUTICALS & BIOTECHNOLOGY	1.42%	GUJARAT FLUORO CHEMICALS LIMITED	CHEMICALS & PETROCHEMICALS	0.45%
HERO MOTOCORP LIMITED	AUTOMOBILES	1.39%	HINDUSTAN ZINC LIMITED	NON - FERROUS METALS	0.45%
PIDILITE INDUSTRIES LIMITED	CHEMICALS & PETROCHEMICALS	1.31%	COCHIN SHIPYARD LIMITED	INDUSTRIAL MANUFACTURING	0.41%
CG POWER AND INDUSTRIAL SOLUTIONS LTD	ELECTRICAL EQUIPMENT	1.22%	AIA ENGINEERING LIMITED	INDUSTRIAL PRODUCTS	0.38%
SRF LIMITED	CHEMICALS & PETROCHEMICALS	1.22%	DEEPAK NITRITE LTD	CHEMICALS & PETROCHEMICALS	0.37%
CUMMINS INDIA LIMITED	INDUSTRIAL PRODUCTS	1.19%	LINDE INDIA LIMITED	CHEMICALS & PETROCHEMICALS	0.37%
HAVELLS INDIA LIMITED	CONSUMER DURABLES	1.13%	TATA CHEMICALS LIMITED	CHEMICALS & PETROCHEMICALS	0.37%
SAMVARDHANA MOTHERSON INTERNATIONAL LTD	AUTO COMPONENTS	1.10%	ESCORTS KUBOTA LIMITED	AGRICULTURAL, COMMERCIAL &	
UPL LIMITED	FERTILIZERS & AGROCHEMICALS	1.02%		CONSTRUCTION VEHICLES	0.33%
ASHOK LEYLAND LIMITED	AGRICULTURAL, COMMERCIAL &		HIMADRI SPECIALITY CHEMICAL LIMITED	CHEMICALS & PETROCHEMICALS	0.29%
	CONSTRUCTION VEHICLES	0.98%	ADITYA BIRLA REAL ESTATE LIMITED	PAPER, FOREST & JUTE PRODUCTS	0.28%
TORRENT PHARMACEUTICALS LIMITED	PHARMACEUTICALS & BIOTECHNOLOGY	0.97%	K.P.R. MILL LTD	TEXTILES & APPARELS	0.28%
AUROBINDO PHARMA LIMITED	PHARMACEUTICALS & BIOTECHNOLOGY	0.96%	CASTROL INDIA LIMITED	PETROLEUM PRODUCTS	0.27%
JINDAL STEEL & POWER LIMITED	FERROUS METALS	0.95%	HONEYWELL AUTOMATION INDIA LIMITED	INDUSTRIAL MANUFACTURING	0.23%
SOLAR INDUSTRIES INDIA LIMITED	CHEMICALS & PETROCHEMICALS	0.90%	HINDUSTAN COPPER LIMITED	NON - FERROUS METALS	0.20%
APL APOLLO TUBES LIMITED	INDUSTRIAL PRODUCTS	0.89%	TEJAS NETWORKS LIMITED	TELECOM - EQUIPMENT & ACCESSORIES	0.16%
ABB INDIA LIMITED	ELECTRICAL EQUIPMENT	0.88%	TREPS (including TBILL held as Collateral)/Reverse Repo/		
BHARAT HEAVY ELECTRICALS LIMITED	ELECTRICAL EQUIPMENT	0.88%	Net Current Assets/Cash/Cash Equivalent		0.10%
TUBE INVESTMENTS OF INDIA LTD	AUTO COMPONENTS	0.87%	Total		100.00%
POLYCAB INDIA LIMITED	INDUSTRIAL PRODUCTS	0.84%	*Top 10 Holdings		

Performance as on April 30, 2025

Period	Navi Nifty India Manufacturing Index Fund - Regular Growth	Nifty India Manufacturing TRI ¹ @	Navi Nifty India Manufacturing Index Fund - Direct Growth	Nifty India Manufacturing TRI ¹ @
1 Year CAGR %	3.28%	4.78%	4.10%	4.78%
Since Inception CAGR %	19.12%	20.98%	20.12%	20.98%
Current Value of investment if ₹ 10000/- was invested on Inception date (in ₹)	15957	16632	16317	16632
Current Value of Investment if 10000/- was invested 1 year ago	10328	10478	10410	10478

*In case, the start date or the end date of the concerned period is a non-business day, the NAV of the previous business day is considered for computation of returns. Past performance may or may not be sustained in future. The Direct Plan has a lower expense ratio as compared to the Regular/ Other than Direct Plan to the extent of distribution expenses, commission, etc. and no commission or distribution expenses for distribution of Units or distribution expenses are paid / charged under the Direct Plan. Standard TRIs prescribed are as per the applicable circular by SEBI.
@- TRI.

SIP Returns as on April 30, 2025

SIP Tenure (in Years)	1 Year	Since Inception
Investment Amount	10,000	10,000
Total No. of Installments	12	32
Total Amount Invested (in ₹)	120000	320000
Present Value (in ₹)	115660	404322
Nifty India Manufacturing TRI	116415	412437
Total No. Units	7248	25338
Yield (%)	-6.70	17.93

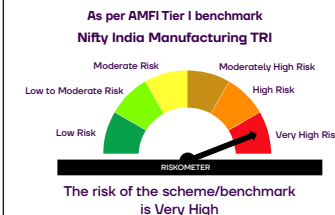
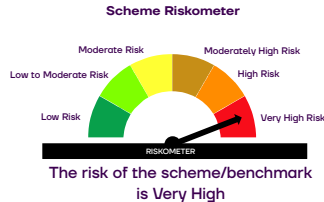
SIP date every 1st business day of the month

SIP Returns are for regular plan. Past performance may or may not sustained in the future. Assuming ₹10,000 invested systematically on the first Business Day of every month over a period of time. Load is not taken into consideration for computation of performance. The above investment simulation is for illustrative purpose only and should not be construed as a promise on minimum returns and safeguard of capital. The AMC/Mutual Fund is not guaranteeing or promising or forecasting any returns. SIP does not assure a profit or guarantee protection against a loss in a declining market.

This Product Is Suitable For Investors Who Are Seeking[^]

- Capital appreciation over the long term
- Equity and Equity related securities covered by Nifty India Manufacturing Index
- Return that corresponds to the performance of Nifty India Manufacturing Index, subject to tracking error

[^] Investors should consult their financial advisers if in doubt about whether the product is suitable for them.



Navi ELSS Tax Saver Nifty 50 Index Fund

An open-ended passive equity-linked saving scheme with a statutory lock-in of 3 years and tax benefit replicating/tracking the Nifty 50 index



Investment Objective

The investment objective of the Scheme is to invest in companies whose securities are included in Nifty 50 Index (the Index) and to endeavour to achieve the returns of the index, though subject to tracking error. Investment in this scheme would be subject to statutory lock-in period of 3 years from the date of allotment to be eligible for income tax benefit under section 80 C. There is no assurance that the investment objective of the Scheme will be realized.



Fund Manager

Mr. Ashutosh Shirwaikar is the Fund Manager from February 14, 2025. Mr. Ashutosh Shirwaikar manages 15 schemes.



Scheme Details

Inception Date (Date of Allotment): 20th March, 2023
Index: Nifty 50 TRI

Minimum Application Amount: ₹ 500/- and in multiples of ₹ 500/- thereafter

Load Structure: Exit Load : NIL

Asset Allocation Pattern: Equity & equity related securities covered by Nifty 50 Index: 95% to 100%
Debt & Money Market Instruments: 0% to 5%

Total Expense Ratio (TER)*: Regular Plan: 1.00% | Direct Plan: 0.10%
- Above TER includes additional expenses but excludes GST. For TER inclusive of GST please refer to page no. 31

Portfolio Turnover Ratio (Times): 0.07
Expense structure for Direct & Regular Plan may vary.



Net Asset Value (NAV)

as on April 30, 2025

Scheme	NAV (in ₹)
Direct Plan - Dividend Option	32.4530
Direct Plan - Growth Option	32.8594
Regular Plan - Dividend Option	27.8304
Regular Plan - Growth Option	27.8331



Fund Size (as on April 30, 2025)

AUM: ₹ 91.79 Crs | **Monthly Average AUM:** ₹ 87.75 Crs

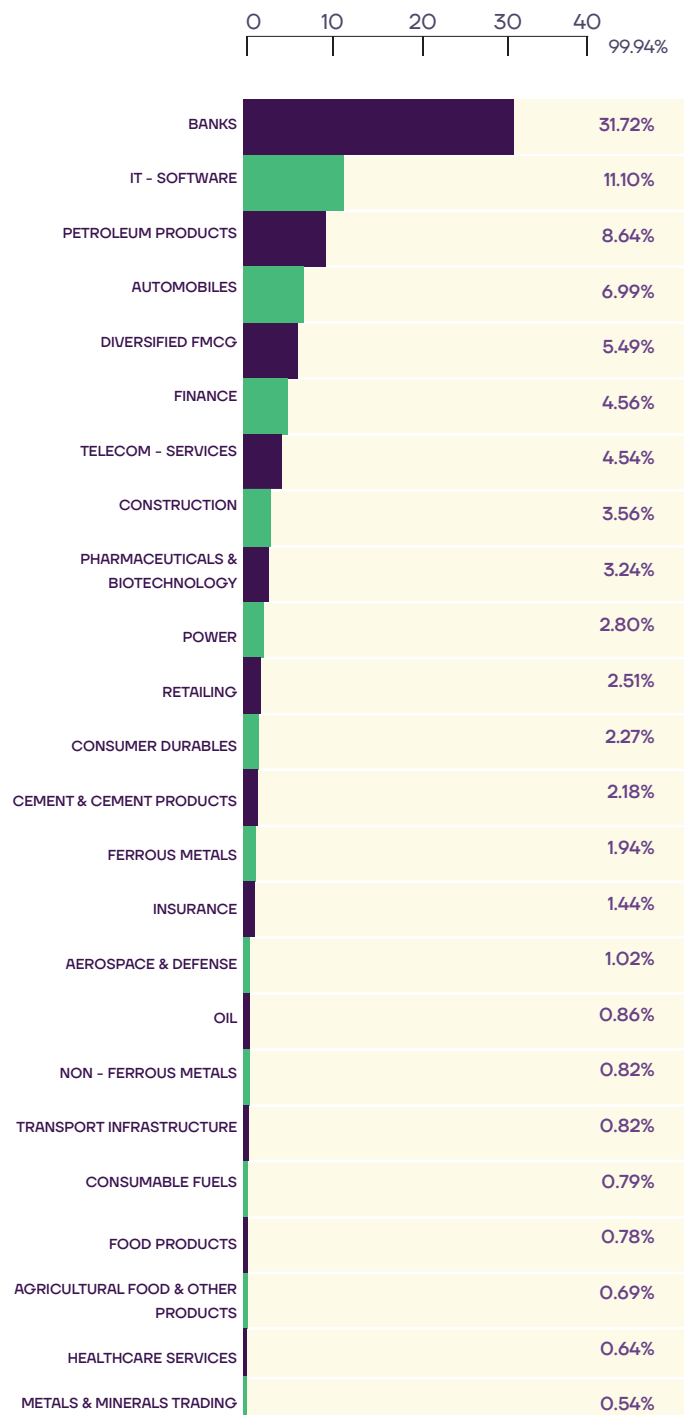


Tracking Error

(Annualised as on April 30, 2025)

Tracking Error	Tracking Difference
0.06%	-0.37%

Industry Allocation Equity (%)



Portfolio Holdings as on April 30, 2025

Portfolio Holdings	Sector	% of Net Assets	Portfolio Holdings	Sector	% of Net Assets
EQUITY SHARES		99.94%	GRASIM INDUSTRIES LIMITED	CEMENT & CEMENT PRODUCTS	0.95%
* HDFC BANK LIMITED	BANKS	13.30%	JSW STEEL LIMITED	FERROUS METALS	0.89%
* ICICI BANK LIMITED	BANKS	9.15%	TECH MAHINDRA LIMITED	IT - SOFTWARE	0.87%
* RELIANCE INDUSTRIES LIMITED	PETROLEUM PRODUCTS	8.64%	OIL & NATURAL GAS CORPORATION LIMITED	OIL	0.86%
* INFOSYS LIMITED	IT - SOFTWARE	4.90%	ADANI PORT & SPECIAL ECONOMIC ZONE LTD	TRANSPORT INFRASTRUCTURE	0.82%
* BHARTI AIRTEL LIMITED	TELECOM - SERVICES	4.54%	HINDALCO INDUSTRIES LIMITED	NON - FERROUS METALS	0.82%
* ITC LIMITED	DIVERSIFIED FMCG	3.60%	BAJAJ AUTO LIMITED	AUTOMOBILES	0.81%
* LARSEN & TOUBRO LIMITED	CONSTRUCTION	3.56%	CIPLA LIMITED	PHARMACEUTICALS &	
* TATA CONSULTANCY SERVICES LIMITED	IT - SOFTWARE	3.20%		BIOTECHNOLOGY	0.79%
* AXIS BANK LIMITED	BANKS	3.07%	COAL INDIA LIMITED	CONSUMABLE FUELS	0.79%
* KOTAK MAHINDRA BANK LIMITED	BANKS	2.95%	NESTLE INDIA LIMITED	FOOD PRODUCTS	0.78%
STATE BANK OF INDIA	BANKS	2.75%	SHRIRAM FINANCE LIMITED	FINANCE	0.78%
MAHINDRA & MAHINDRA LIMITED	AUTOMOBILES	2.36%	JIO FINANCIAL SERVICES LIMITED	FINANCE	0.77%
BAJAJ FINANCE LIMITED	FINANCE	2.05%	HDFC LIFE INSURANCE COMPANY LIMITED	INSURANCE	0.72%
HINDUSTAN UNILEVER LIMITED	DIVERSIFIED FMCG	1.89%	SBI LIFE INSURANCE COMPANY LIMITED	INSURANCE	0.72%
SUN PHARMACEUTICAL INDUSTRIES LIMITED	PHARMACEUTICALS &		EICHER MOTORS LIMITED	AUTOMOBILES	0.69%
	BIOTECHNOLOGY	1.79%	TATA CONSUMER PRODUCTS LIMITED	AGRICULTURAL FOOD &	
NTPC LIMITED	POWER	1.53%		OTHER PRODUCTS	0.69%
HCL TECHNOLOGIES LIMITED	IT - SOFTWARE	1.51%	DR. REDDY'S LABORATORIES LIMITED	PHARMACEUTICALS &	
ETERNAL LIMITED	RETAILING	1.47%		BIOTECHNOLOGY	0.66%
MARUTI SUZUKI INDIA LIMITED	AUTOMOBILES	1.46%	APOLLO HOSPITALS ENTERPRISE LIMITED	HEALTHCARE SERVICES	0.64%
POWER GRID CORPORATION OF INDIA LIMITED	POWER	1.27%	WIPRO LIMITED	IT - SOFTWARE	0.62%
TITAN COMPANY LIMITED	CONSUMER DURABLES	1.27%	ADANI ENTERPRISES LIMITED	METALS & MINERALS TRADING	0.54%
ULTRATECH CEMENT LIMITED	CEMENT & CEMENT PRODUCTS	1.23%	INDUSIND BANK LIMITED	BANKS	0.50%
TATA MOTORS LIMITED	AUTOMOBILES	1.22%	HERO MOTOCORP LIMITED	AUTOMOBILES	0.45%
TATA STEEL LIMITED	FERROUS METALS	1.05%	TREPS (including TBILL held as Collateral)/Reverse Repo/		
TRENT LIMITED	RETAILING	1.04%	Net Current Assets/Cash/Cash Equivalent		0.06%
BHARAT ELECTRONICS LIMITED	AEROSPACE & DEFENSE	1.02%	Total		100.00%
ASIAN PAINTS LIMITED	CONSUMER DURABLES	1.00%	*Top 10 Holdings		
BAJAJ FINSERV LIMITED	FINANCE	0.96%			

Performance as on April 30, 2025

Period	Navi ELSS Tax Saver Nifty 50 Index Fund - Regular Growth	Nifty 50 TRI [@]	Navi ELSS Tax Saver Nifty 50 Index Fund - Direct Growth	Nifty 50 TRI [@]
1 Year CAGR %	7.75%	9.01%	8.72%	9.01%
Since Inception CAGR %	18.31%	19.50%	19.53%	19.50%
Current Value of investment if ₹ 10000/- was invested on Inception date (in ₹)	14265	14569	14577	14569
Current Value of Investment if 10000/- was invested 1 year ago	10775	10901	10872	10901

*In case, the start date or the end date of the concerned period is a non-business day, the NAV of the previous business day is considered for computation of returns. Past performance may or may not be sustained in future. The Direct Plan has a lower expense ratio as compared to the Regular/ Other than Direct Plan to the extent of distribution expenses, commission, etc. and no commission or distribution expenses for distribution of Units or distribution expenses are paid / charged under the Direct Plan. Standard TRIs prescribed are as per the applicable circular by SEBI.
@- TRI.

SIP Returns as on April 30, 2025

SIP Tenure (in Years)	1 Year	Since Inception
Investment Amount	10,000	10,000
Total No. of Installments	12	25
Total Amount Invested (in ₹)	120000	250000
Present Value (in ₹)	122221	281000
Nifty 50 TRI	122955	285150
Total No. Units	8568	19699
Yield (%)	3.49	11.25

SIP date every 1st business day of the month

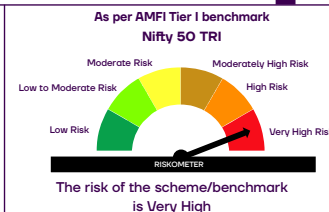
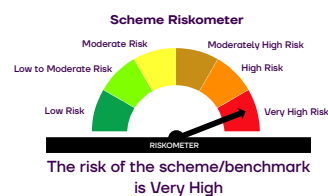
SIP Returns are for regular plan. Past performance may or may not be sustained in the future. Assuming ₹10,000 invested systematically on the first Business Day of every month over a period of time. Load is not taken into consideration for computation of performance. The above investment simulation is for illustrative purpose only and should not be construed as a promise on minimum returns and safeguard of capital. The AMC/Mutual Fund is not guaranteeing or promising or forecasting any returns. SIP does not assure a profit or guarantee protection against a loss in a declining market.

This Product Is Suitable For Investors Who Are Seeking[^]

- Capital appreciation over the long term

- Investment in stocks comprising the Nifty 50 Index in the same proportion as in the index to achieve returns equivalent to the Total Returns Index of Nifty 50 Index, subject to tracking error while offering deduction under Section 80C of IT Act, 1961

[^] Investors should consult their financial advisers if in doubt about whether the product is suitable for them.



Navi BSE Sensex Index Fund

(Earlier known as Navi S&P BSE Sensex Index Fund)
An open-ended scheme replicating/ tracking BSE SENSEX Index



Investment Objective

The investment objective of the Scheme is to generate returns that are commensurate with the performance of the BSE SENSEX Index, subject to tracking errors. There is no assurance that the investment objective of the Scheme will be achieved.



Fund Manager

Mr. Ashutosh Shirwaikar is the Fund Manager from February 14, 2025. Mr. Ashutosh Shirwaikar manages 15 schemes.



Scheme Details

Inception Date (Date of Allotment): 04th September, 2023
Index: BSE SENSEX TRI

Minimum Application Amount: ₹100/- and in multiples of ₹1/- thereafter
Load Structure: Exit Load : NIL

Asset Allocation Pattern: Equity and Equity related securities of companies constituting the underlying index i.e. BSE Sensex Index- 95% to 100%

Debt and Money Market instruments: 0% to 5%

Total Expense Ratio (TER)*: Regular Plan: 0.90% | Direct Plan: 0.14%
- Above TER includes additional expenses but excludes GST. For TER inclusive of GST please refer to page no. 32

Portfolio Turnover Ratio (Times): 0.25
Expense structure for Direct & Regular Plan may vary.



Net Asset Value (NAV)

as on April 30, 2025

Scheme	NAV (in ₹)
Direct Plan - Growth Option	12.3350
Regular Plan - Growth Option	12.1806



Fund Size

(as on April 30, 2025)

AUM: ₹ 17.64 Crs | **Monthly Average AUM:** ₹ 16.92 Crs

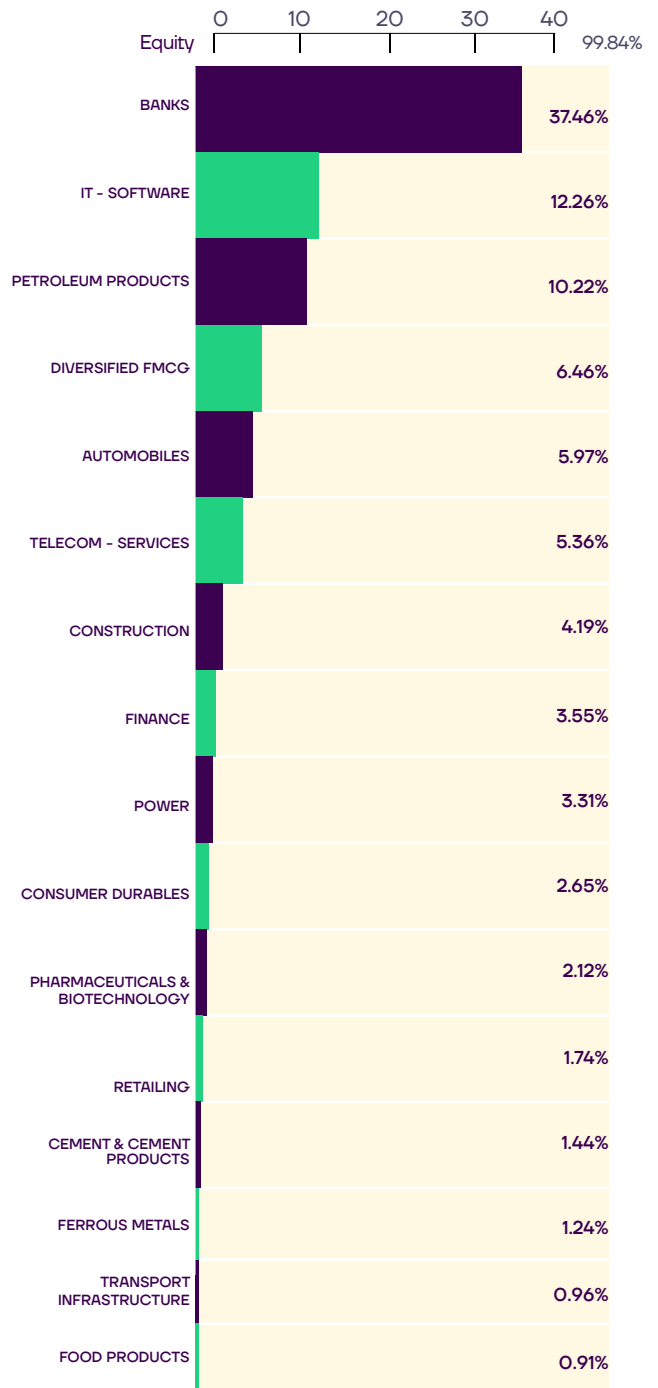


Tracking Error

(Annualised as on April 30, 2025)

Tracking Error	Tracking Difference
0.13%	-0.33%

Industry Allocation Equity (%)



Portfolio Holdings as on April 30, 2025

Portfolio Holdings	Sector	% of Net Assets	Portfolio Holdings	Sector	% of Net Assets
EQUITY SHARES		99.84%	MARUTI SUZUKI INDIA LIMITED	AUTOMOBILES	1.74%
* HDFC BANK LIMITED	BANKS	15.64%	POWER GRID CORPORATION OF		
* ICICI BANK LIMITED	BANKS	10.88%	INDIA LIMITED	POWER	1.50%
* RELIANCE INDUSTRIES LIMITED	PETROLEUM PRODUCTS	10.22%	TITAN COMPANY LIMITED	CONSUMER DURABLES	1.48%
* INFOSYS LIMITED	IT - SOFTWARE	5.73%	TATA MOTORS LIMITED	AUTOMOBILES	1.45%
* BHARTI AIRTEL LIMITED	TELECOM - SERVICES	5.36%	ULTRATECH CEMENT LIMITED	CEMENT & CEMENT PRODUCTS	1.44%
* ITC LIMITED	DIVERSIFIED FMCG	4.22%	TATA STEEL LIMITED	FERROUS METALS	1.24%
* LARSEN & TOUBRO LIMITED	CONSTRUCTION	4.19%	ASIAN PAINTS LIMITED	CONSUMER DURABLES	1.17%
* TATA CONSULTANCY SERVICES LIMITED	IT - SOFTWARE	3.73%	BAJAJ FINSERV LIMITED	FINANCE	1.14%
* AXIS BANK LIMITED	BANKS	3.62%	TECH MAHINDRA LIMITED	IT - SOFTWARE	1.02%
* KOTAK MAHINDRA BANK LIMITED	BANKS	3.48%	ADANI PORT & SPECIAL		
STATE BANK OF INDIA	BANKS	3.25%	ECONOMIC ZONE LTD	TRANSPORT INFRASTRUCTURE	0.96%
MAHINDRA & MAHINDRA LIMITED	AUTOMOBILES	2.78%	NESTLE INDIA LIMITED	FOOD PRODUCTS	0.91%
BAJAJ FINANCE LIMITED	FINANCE	2.41%	INDUSIND BANK LIMITED	BANKS	0.59%
HINDUSTAN UNILEVER LIMITED	DIVERSIFIED FMCG	2.24%	TREPS (including TBILL held as Collateral)/Reverse Repo/		
SUN PHARMACEUTICAL INDUSTRIES LIMITED	PHARMACEUTICALS &		Net Current Assets/Cash/Cash Equivalent		0.16%
	BIOTECHNOLOGY	2.12%	Total		100.00%
NTPC LIMITED	POWER	1.81%	*Top 10 Holdings		
HCL TECHNOLOGIES LIMITED	IT - SOFTWARE	1.78%			
ETERNAL LIMITED	RETAILING	1.74%			

Performance as on April 30, 2025

Period	Navi Navi BSE Sensex Index Fund - Regular Growth	BSE SENSEX (TRI)*@	Navi BSE Sensex Index Fund- Direct Growth	BSE SENSEX (TRI)*@
1 Year CAGR %	8.00%	9.06%	8.82%	9.06%
Since Inception CAGR %	12.68%	13.86%	13.54%	13.86%
Current Value of investment if ₹ 10000/- was invested on Inception date (in ₹)	12181	12392	12335	12392
Current Value of Investment if 10000/- was invested 1 year ago	10800	10906	10882	10906

*In case, the start date or the end date of the concerned period is a non-business day, the NAV of the previous business day is considered for computation of returns. Past performance may or may not be sustained in future. The Direct Plan has a lower expense ratio as compared to the Regular/ Other than Direct Plan to the extent of distribution expenses, commission, etc. and no commission or distribution expenses for distribution of Units or distribution expenses are paid / charged under the Direct Plan. Standard TRIs prescribed are as per the applicable circular by SEBI. The performance of the Scheme is TRIed to the Total Return variant of the Index TRI. @- TRI.

SIP Returns as on April 30, 2025

SIP Tenure (in Years)	1 Year	Since Inception
Investment Amount	10,000	10,000
Total No. of Installments	12	19
Total Amount Invested (in ₹)	120000	190000
Present Value (in ₹)	122588	203384
BSE Sensex TRI	123195	205097
Total No. Units	10064	16697
Yield (%)	4.07	8.49

SIP date every 1st business day of the month

SIP Returns are for regular plan. Past performance may or may not sustained in the future. Assuming ₹10,000 invested systematically on the first Business Day of every month over a period of time. Load is not taken into consideration for computation of performance. The above investment simulation is for illustrative purpose only and should not be construed as a promise of minimum returns and safeguard of capital. The AMC/Mutual Fund is not guaranteeing or promising or forecasting any returns. SIP does not assure a profit or gurantee protection against a loss in a declining market.

This Product Is Suitable For Investors Who Are Seeking[^]

- Long term wealth creation solution
- An index fund that seeks to track returns by investing in a basket of BSE SENSEX Index stocks and aims to achieve returns of the stated index, subject to tracking error.

[^] Investors should consult their financial advisers if in doubt about whether the product is suitable for them.

Scheme Riskometer

The risk of the scheme/benchmark is Very High

As per AMFI Tier I benchmark

BSE SENSEX TRI

The risk of the scheme/benchmark is Very High

Navi Nifty IT Index Fund

An open-ended Index Scheme replicating / tracking Nifty IT Index



Investment Objective

The investment objective of the scheme is to achieve return equivalent to Nifty IT Index by investing in stocks of companies comprising Nifty IT Index, subject to tracking error. There is no assurance that the investment objective of the Scheme will be achieved.



Fund Manager

Mr. Ashutosh Shirwaikar is the Fund Manager from February 14, 2025. Mr. Ashutosh Shirwaikar manages 15 schemes.



Scheme Details

Inception Date (Date of Allotment): 11th March, 2024

Index: Nifty IT TRI

Minimum Application Amount: ₹100/- and in multiples of ₹1/- thereafter

Load Structure: Exit Load : NIL

Asset Allocation Pattern: Equity & equity related securities covered by Nifty IT Index: 95% to 100%

Debt & Money Market Instruments: 0% to 5%

Total Expense Ratio (TER)*: Regular Plan: 1.00% | Direct Plan: 0.22%

- Above TER includes additional expenses but excludes GST. For TER inclusive of GST please refer to page no. 32

Expense structure for Direct & Regular Plan may vary.

Portfolio Turnover Ratio (Times): 0.53

Expense structure for Direct & Regular Plan may vary.



Net Asset Value (NAV)

as on April 30, 2025

Scheme **NAV (in ₹)**

Direct Plan - Growth Option ----- 10.4248

Regular Plan - Growth Option----- 10.3361



Fund Size (as on April 30, 2025)

AUM: ₹ 17.34 Crs | **Monthly Average AUM:** ₹ 13.87 Crs



Tracking Error

(Annualised as on April 30, 2025)

Tracking Error	Tracking Difference
0.20%	-0.44

Industry Allocation Equity (%)

Equity | 0 | 20 | 40 | 60 | 80 | 100 | 99.90%

IT - SOFTWARE

98.74%

Portfolio Holdings as on April 30, 2025

Portfolio Holdings	Sector	% of Net Assets
EQUITY SHARES		98.74%
* INFOSYS LIMITED	IT - SOFTWARE	26.90%
* TATA CONSULTANCY SERVICES LIMITED	IT - SOFTWARE	22.79%
* HCL TECHNOLOGIES LIMITED	IT - SOFTWARE	10.74%
* TECH MAHINDRA LIMITED	IT - SOFTWARE	10.14%
* WIPRO LIMITED	IT - SOFTWARE	7.29%
* PERSISTENT SYSTEMS LTD	IT - SOFTWARE	6.03%
* COFORGE LIMITED	IT - SOFTWARE	5.17%
* LTIMINDTREE LTD	IT - SOFTWARE	4.51%
* MPHASIS LIMITED	IT - SOFTWARE	2.98%
* ORACLE FINANCIAL SERVICES SOFTWARE	IT - SOFTWARE	2.19%
TREPS (including TBILL held as Collateral)/Reverse Repo/		
Net Current Assets/Cash/Cash Equivalent		1.26%
Total		100.00%
*Top 10 Holdings		

Performance as on April 30, 2025

Period	Navi Nifty IT Index Fund - Regular Growth	Nifty IT TRI* [@]	Navi Nifty IT Index Fund - Direct Growth	Nifty IT TRI* [@]
1 Year CAGR %	9.14%	10.37%	9.99%	10.37%
Since Inception CAGR %	3.08%	4.58%	3.89%	4.58%
Current Value of investment if ₹ 10000/- was invested on Inception date (in ₹)	10336	10501	10425	10501
Current Value of Investment if 10000/- was invested 1 year ago	10914	11037	10999	11037

*In case, the start date or the end date of the concerned period is a non-business day, the NAV of the previous business day is considered for computation of returns. Past performance may or may not be sustained in future. The Direct Plan has a lower expense ratio as compared to the Regular/ Other than Direct Plan to the extent of distribution expenses, commission, etc. and no commission or distribution expenses for distribution of Units or distribution expenses are paid / charged under the Direct Plan. Standard TRIs prescribed are as per the applicable circular by SEBI. The performance of the Scheme is TRIed to the Total Return variant of the Index TRI. @- TRI.

SIP Returns as on April 30, 2025

SIP Tenure (in Years)	1 Year	Since Inception
Investment Amount	10,000	10,000
Total No. of Installments	12	13
Total Amount Invested (in ₹)	120000	130000
Present Value (in ₹)	110837	121158
Nifty IT TRI	111407	121864
Total No. Units	10723	11722
Yield (%)	-13.98	-11.63

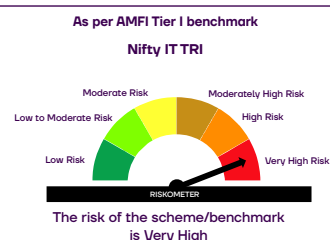
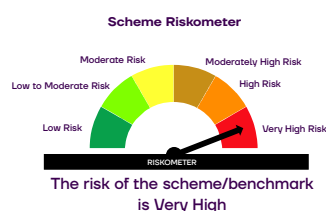
SIP date every 1st business day of the month

SIP Returns are for regular plan. Past performance may or may not sustained in the future. Assuming ₹10,000 invested systematically on the first Business Day of every month over a period of time. Load is not taken into consideration for computation of performance. The above investment simulation is for illustrative purpose only and should not be construed as a promise on minimum returns and safeguard of capital. The AMC/Mutual Fund is not guaranteeing or promising or forecasting any returns. SIP does not assure a profit or gurantee protection against a loss in a declining market.

This Product Is Suitable For Investors Who Are Seeking[^]

- Capital appreciation over the long term.
- Equity and equity related securities covered by Nifty IT Index
- Return that corresponds to the performance of Nifty IT index, subject to tracking error.

[^] Investors should consult their financial advisers if in doubt about whether the product is suitable for them.



Navi Nifty 500 Multicap 50:25:25 Index Fund

An open ended scheme replicating/ tracking Nifty 500 Multicap 50:25:25 index



Investment Objective

The investment objective of the scheme is to achieve return equivalent to Nifty 500 Multicap 50:25:25 Index by investing in stocks of companies comprising Nifty 500 Multicap 50:25:25 Index, subject to tracking error. There is no assurance that the investment objective of the Scheme will be achieved.



Fund Manager

Mr. Ashutosh Shirwaikar is the Fund Manager from February 14, 2025. Mr. Ashutosh Shirwaikar manages 15 schemes.



Scheme Details

Inception Date (Date of Allotment): 1st August 2024.

Index: Nifty 500 Multicap 50:25:25 TRI

Minimum Application Amount: ₹100/- and in multiples of ₹1/- thereafter

Load Structure: Exit Load : NIL

Asset Allocation Pattern: Equity & equity related securities covered by Nifty 500 Multicap 50:25:25 Index Index: 95% to 100%
Debt & Money Market Instruments: 0% to 5%

Total Expense Ratio (TER)*: Regular Plan: 0.99% | Direct Plan: 0.25%
- Above TER includes additional expenses but excludes GST. For TER inclusive of GST please refer to page no. 32

Expense structure for Direct & Regular Plan may vary.

Portfolio Turnover Ratio (Times): 0.36

Expense structure for Direct & Regular Plan may vary.



Net Asset Value (NAV)

as on April 30, 2025

Scheme	NAV (in ₹)
Direct Plan - Growth Option	9.2937
Regular Plan - Growth Option	9.2424



Fund Size (as on April 30, 2025)

AUM: ₹ 24.55 Crs | **Monthly Average AUM:** ₹ 23.52 Crs

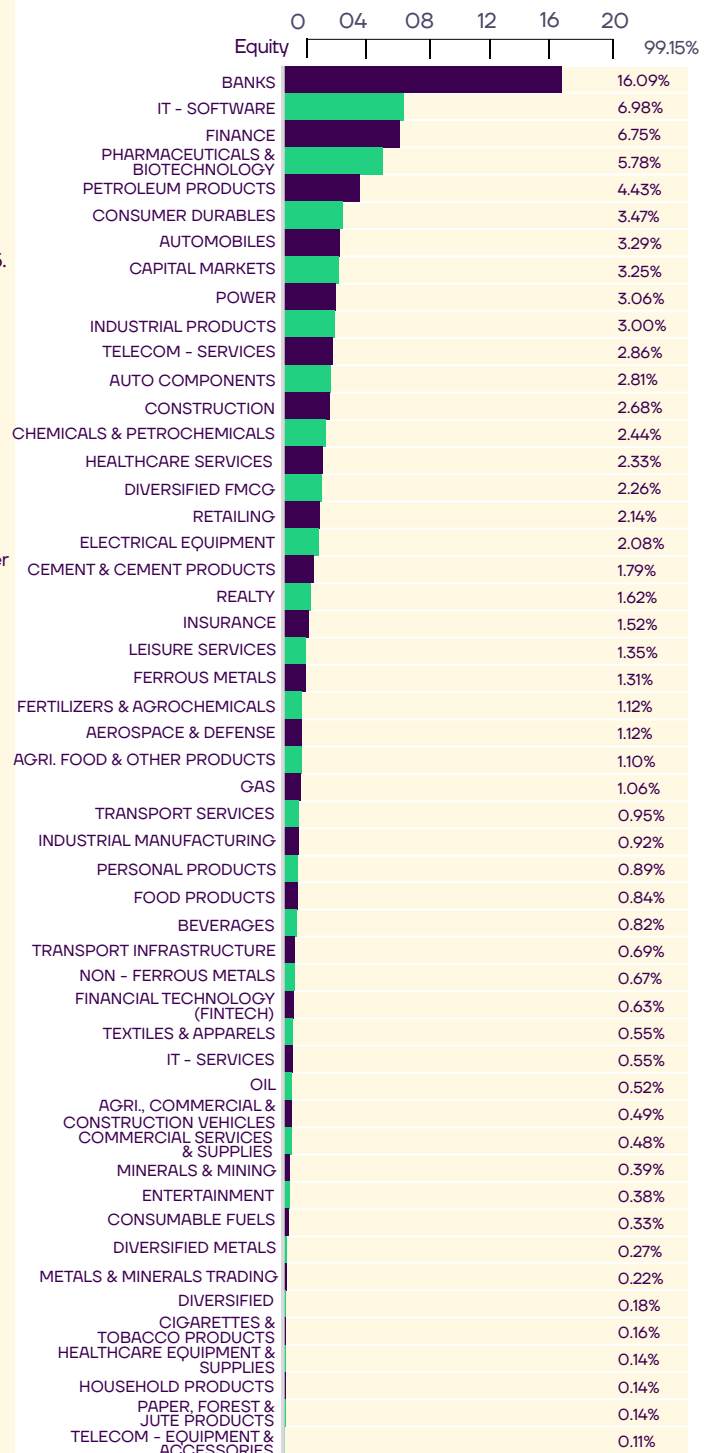


Tracking Error

(Annualised as on April 30, 2025)

Tracking Error	Tracking Difference
0.29%	-0.64%

Industry Allocation Equity (%)



Portfolio Holdings as on April 30, 2025

Portfolio Holdings	Sector	% of Net Assets	Portfolio Holdings	Sector	% of Net Assets
EQUITY SHARES		99.15%	AU SMALL FINANCE BANK LIMITED	BANKS	0.29%
* HDFC BANK LIMITED	BANKS	5.47%	DIVI'S LABORATORIES LIMITED	PHARMACEUTICALS & BIOTECHNOLOGY	0.29%
* ICICI BANK LIMITED	BANKS	3.76%	EICHER MOTORS LIMITED	AUTOMOBILES	0.29%
* RELIANCE INDUSTRIES LIMITED	PETROLEUM PRODUCTS	3.55%	MARICO LIMITED	AGRICULTURAL FOOD & OTHER PRODUCTS	0.29%
* INFOSYS LIMITED	IT - SOFTWARE	2.02%	HINDUSTAN PETROLEUM CORPORATION LIMITED	PETROLEUM PRODUCTS	0.28%
* BHARTI AIRTEL LIMITED	TELECOM - SERVICES	1.87%	SUNDARAM FINANCE LIMITED	FINANCE	0.28%
* ITC LIMITED	DIVERSIFIED FMCG	1.48%	TATA CONSUMER PRODUCTS LIMITED	AGRICULTURAL FOOD & OTHER PRODUCTS	0.28%
* LARSEN & TOUBRO LIMITED	CONSTRUCTION	1.46%	UPL LIMITED	FERTILIZERS & AGROCHEMICALS	0.28%
* TATA CONSULTANCY SERVICES LIMITED	IT - SOFTWARE	1.32%	DR. REDDY'S LABORATORIES LIMITED	PHARMACEUTICALS & BIOTECHNOLOGY	0.27%
* AXIS BANK LIMITED	BANKS	1.26%	FORTIS HEALTHCARE LIMITED	HEALTHCARE SERVICES	0.27%
* KOTAK MAHINDRA BANK LIMITED	BANKS	1.21%	RADICO KHAITAN LIMITED	BEVERAGES	0.27%
STATE BANK OF INDIA	BANKS	1.13%	VEDANTA LIMITED	DIVERSIFIED METALS	0.27%
MAHINDRA & MAHINDRA LIMITED	AUTOMOBILES	0.97%	APOLLO HOSPITALS ENTERPRISE LIMITED	HEALTHCARE SERVICES	0.26%
BAJAJ FINANCE LIMITED	FINANCE	0.84%	AUROBINDO PHARMA LIMITED	PHARMACEUTICALS & BIOTECHNOLOGY	0.26%
HINDUSTAN UNILEVER LIMITED	DIVERSIFIED FMCG	0.78%	CHOLAMANDALAM FINANCIAL HOLDINGS LIMITED	FINANCE	0.26%
SUN PHARMACEUTICAL INDUSTRIES LIMITED	PHARMACEUTICALS & BIOTECHNOLOGY	0.74%	COLGATE PALMOLIVE (INDIA) LIMITED	PERSONAL PRODUCTS	0.26%
BSE LTD	CAPITAL MARKETS	0.66%	COMPUTER AGE MANAGEMENT SERVICES LIMITED	CAPITAL MARKETS	0.26%
NTPC LIMITED	POWER	0.63%	MAX FINANCIAL SERVICES LIMITED	INSURANCE	0.26%
MAX HEALTHCARE INSTITUTE LIMITED	HEALTHCARE SERVICES	0.62%	THE INDIAN HOTELS COMPANY LIMITED	LEISURE SERVICES	0.26%
HCL TECHNOLOGIES LIMITED	IT - SOFTWARE	0.61%	VARUN BEVERAGES LIMITED	BEVERAGES	0.26%
ETERNAL LIMITED	RETAILING	0.60%	WIPRO LIMITED	IT - SOFTWARE	0.26%
MARUTI SUZUKI INDIA LIMITED	AUTOMOBILES	0.60%	ASHOK LEYLAND LIMITED	AGRICULTURAL, COMMERCIAL & CONSTRUCTION VEHICLES	0.25%
POWER GRID CORPORATION OF INDIA LIMITED	POWER	0.52%	GODREJ PROPERTIES LIMITED	REALTY	0.25%
TITAN COMPANY LIMITED	CONSUMER DURABLES	0.52%	SOLAR INDUSTRIES INDIA LIMITED	CHEMICALS & PETROCHEMICALS	0.25%
SUZLON ENERGY LIMITED	ELECTRICAL EQUIPMENT	0.51%	YES BANK LTD	BANKS	0.25%
ULTRATECH CEMENT LIMITED	CEMENT & CEMENT PRODUCTS	0.51%	BRITANNIA INDUSTRIES LIMITED	FOOD PRODUCTS	0.24%
TATA MOTORS LIMITED	AUTOMOBILES	0.50%	GMR AIRPORTS LIMITED	TRANSPORT INFRASTRUCTURE	0.24%
DIXON TECHNOLOGIES (INDIA) LIMITED	CONSUMER DURABLES	0.48%	KARUR VYSA BANK LIMITED	BANKS	0.24%
MULTI COMMODITY EXCHANGE OF INDIA LTD.	CAPITAL MARKETS	0.44%	TATA POWER COMPANY LIMITED	POWER	0.24%
PERSISTENT SYSTEMS LTD	IT - SOFTWARE	0.43%	THE PHOENIX MILLS LIMITED	REALTY	0.24%
TATA STEEL LIMITED	FERROUS METALS	0.43%	TUBE INVESTMENTS OF INDIA LTD	AUTO COMPONENTS	0.24%
TRENT LIMITED	RETAILING	0.43%	AVENUE SUPERMARTS LIMITED	RETAILING	0.23%
BHARAT ELECTRONICS LIMITED	AEROSPACE & DEFENSE	0.42%	CHOLAMANDALAM INVEST & FINANCE CO LTD	FINANCE	0.23%
ASIAN PAINTS LIMITED	CONSUMER DURABLES	0.41%	GODREJ CONSUMER PRODUCTS LIMITED	PERSONAL PRODUCTS	0.23%
INDUS TOWERS LIMITED	TELECOM - SERVICES	0.41%	KRISHNA INSTITUTE OF MEDICAL SCIENCE LTD	HEALTHCARE SERVICES	0.23%
PB FINTECH LIMITED	FINANCIAL TECHNOLOGY (FINTECH)	0.41%	PNB HOUSING FINANCE LIMITED	FINANCE	0.23%
BAJAJ FINSERV LIMITED	FINANCE	0.40%	TVS MOTOR COMPANY LIMITED	AUTOMOBILES	0.23%
GRASIM INDUSTRIES LIMITED	CEMENT & CEMENT PRODUCTS	0.39%	ADANI ENTERPRISES LIMITED	METALS & MINERALS TRADING	0.22%
INTERGLOBE AVIATION LIMITED	TRANSPORT SERVICES	0.38%	APLAPOLLO TUBES LIMITED	INDUSTRIAL PRODUCTS	0.22%
LUPIN LIMITED	PHARMACEUTICALS & BIOTECHNOLOGY	0.38%	BHARAT FORGE LIMITED	AUTO COMPONENTS	0.22%
COFORGE LIMITED	IT - SOFTWARE	0.37%	BHARAT HEAVY ELECTRICALS LIMITED	ELECTRICAL EQUIPMENT	0.22%
THE FEDERAL BANK LIMITED	BANKS	0.37%	BHARAT PETROLEUM CORPORATION LIMITED	PETROLEUM PRODUCTS	0.22%
JSW STEEL LIMITED	FERROUS METALS	0.36%	DELHIVERY LIMITED	TRANSPORT SERVICES	0.22%
TECH MAHINDRA LIMITED	IT - SOFTWARE	0.36%	KAYNES TECHNOLOGY INDIA PRIVATE LTD	INDUSTRIAL MANUFACTURING	0.22%
OIL & NATURAL GAS CORPORATION LIMITED	OIL	0.35%	MRF LIMITED	AUTO COMPONENTS	0.22%
ADANI PORT & SPECIAL ECONOMIC ZONE LTD	TRANSPORT INFRASTRUCTURE	0.34%	NAVIN FLUORINE INTERNATIONAL LIMITED	CHEMICALS & PETROCHEMICALS	0.22%
HDFC ASSET MANAGEMENT COMPANY LIMITED	CAPITAL MARKETS	0.34%	ONE 97 COMMUNICATIONS LIMITED	FINANCIAL TECHNOLOGY (FINTECH)	0.22%
HINDALCO INDUSTRIES LIMITED	NON - FERROUS METALS	0.34%	PAGE INDUSTRIES LIMITED	TEXTILES & APPARELS	0.22%
BAJAJ AUTO LIMITED	AUTOMOBILES	0.33%	PI INDUSTRIES LIMITED	FERTILIZERS & AGROCHEMICALS	0.22%
CENTRAL DEPOSITORY SERVICES (INDIA) LIM	CAPITAL MARKETS	0.33%	POWER FINANCE CORPORATION LIMITED	FINANCE	0.22%
CIPLA LIMITED	PHARMACEUTICALS & BIOTECHNOLOGY	0.33%	TORRENT POWER LIMITED	POWER	0.22%
COAL INDIA LIMITED	CONSUMABLE FUELS	0.33%	ALKEM LABORATORIES LIMITED	PHARMACEUTICALS & BIOTECHNOLOGY	0.21%
LAURUS LABS LIMITED	PHARMACEUTICALS & BIOTECHNOLOGY	0.33%	INDUSIND BANK LIMITED	BANKS	0.21%
SRF LIMITED	CHEMICALS & PETROCHEMICALS	0.33%	JUBILANT FOODWORKS LIMITED	LEISURE SERVICES	0.21%
HINDUSTAN AERONAUTICS LTD	AEROSPACE & DEFENSE	0.32%	MANKIND PHARMA LIMITED	PHARMACEUTICALS & BIOTECHNOLOGY	0.21%
JIO FINANCIAL SERVICES LIMITED	FINANCE	0.32%	MPHASIS LIMITED	IT - SOFTWARE	0.21%
NESTLE INDIA LIMITED	FOOD PRODUCTS	0.32%	NHPC LIMITED	POWER	0.21%
SHRIRAM FINANCE LIMITED	FINANCE	0.32%	POLYCAB INDIA LIMITED	INDUSTRIAL PRODUCTS	0.21%
CROMPTON GREAVES CONSUMER ELECTRICAL LTD	CONSUMER DURABLES	0.31%	REDINGTON LIMITED	COMMERCIAL SERVICES & SUPPLIES	0.21%
IDFC FIRST BANK LIMITED	BANKS	0.31%	VOLTAS LIMITED	CONSUMER DURABLES	0.21%
CUMMINS INDIA LIMITED	INDUSTRIAL PRODUCTS	0.30%			
HDFC LIFE INSURANCE COMPANY LIMITED	INSURANCE	0.30%			
SBI LIFE INSURANCE COMPANY LIMITED	INSURANCE	0.30%			

Portfolio Holdings as on April 30, 2025

Portfolio Holdings	Sector	% of Net Assets	Portfolio Holdings	Sector	% of Net Assets
BAJAJ HOLDINGS & INVESTMENT LTD	FINANCE	0.20%	CESC LIMITED	POWER	0.14%
BRIGADE ENTERPRISES LIMITED	REALTY	0.20%	CONTAINER CORPORATION OF INDIA LIMITED	TRANSPORT SERVICES	0.14%
COROMANDEL INTERNATIONAL LIMITED	FERTILIZERS & AGROCHEMICALS	0.20%	CYIENT LIMITED	IT - SERVICES	0.14%
FSN E-COMMERCE VENTURES LIMITED	RETAILING	0.20%	ELGI EQUIPMENTS LIMITED	INDUSTRIAL PRODUCTS	0.14%
INDIAN ENERGY EXCHANGE LIMITED	CAPITAL MARKETS	0.20%	HIMADRI SPECIALTY CHEMICAL LIMITED	CHEMICALS & PETROCHEMICALS	0.14%
INFO EDGE (INDIA) LIMITED	RETAILING	0.20%	HITACHI ENERGY INDIA LIMITED	ELECTRICAL EQUIPMENT	0.14%
KFIN TECHNOLOGIES LIMITED	CAPITAL MARKETS	0.20%	JINDAL STAINLESS LIMITED	FERROUS METALS	0.14%
REC LIMITED	FINANCE	0.20%	KEI INDUSTRIES LIMITED	INDUSTRIAL PRODUCTS	0.14%
SBI CARDS AND PAYMENT SERVICES LIMITED	FINANCE	0.20%	LIC HOUSING FINANCE LIMITED	FINANCE	0.14%
SUVEN PHARMACEUTICALS LTD	PHARMACEUTICALS & BIOTECHNOLOGY	0.20%	MACROTECH DEVELOPERS LIMITED	REALTY	0.14%
ANGEL ONE LIMITED	CAPITAL MARKETS	0.19%	MAZAGON DOCK SHIPBUILDERS LIMITED	INDUSTRIAL MANUFACTURING	0.14%
FIVE-STAR BUSINESS FINANCE LIMITED	FINANCE	0.19%	NBCC (INDIA) LIMITED	CONSTRUCTION	0.14%
CAIL (INDIA) LIMITED	GAS	0.19%	POLY MEDICURE LTD	HEALTHCARE EQUIPMENT & SUPPLIES	0.14%
HERO MOTOCORP LIMITED	AUTOMOBILES	0.19%	SUNDRAM FASTENERS LIMITED	AUTO COMPONENTS	0.14%
INDIAN OIL CORPORATION LIMITED	PETROLEUM PRODUCTS	0.19%	TATA COMMUNICATIONS LIMITED	TELECOM - SERVICES	0.14%
UNION BANK OF INDIA	BANKS	0.19%	VODAFONE IDEA LTD	TELECOM - SERVICES	0.14%
AMBER ENTERPRISES INDIA LIMITED	CONSUMER DURABLES	0.18%	WELSPUN CORP LTD	INDUSTRIAL PRODUCTS	0.14%
CITY UNION BANK LIMITED	BANKS	0.18%	ZEE ENTERTAINMENT ENTERPRISES LIMITED	ENTERTAINMENT	0.14%
MANAPPURAM FINANCE LIMITED	FINANCE	0.18%	ADANI TOTAL GAS LIMITED	GAS	0.13%
MUTHOOT FINANCE LIMITED	FINANCE	0.18%	AMBUJA CEMENTS LIMITED	CEMENT & CEMENT PRODUCTS	0.13%
PETRONET LNG LIMITED	GAS	0.18%	ASTRAL LIMITED	INDUSTRIAL PRODUCTS	0.13%
PIRAMAL PHARMA LIMITED	PHARMACEUTICALS & BIOTECHNOLOGY	0.18%	CASTROL INDIA LIMITED	PETROLEUM PRODUCTS	0.13%
PRESTIGE ESTATES PROJECTS LIMITED	REALTY	0.18%	JINDAL STEEL & POWER LIMITED	FERROUS METALS	0.13%
TATA CHEMICALS LIMITED	CHEMICALS & PETROCHEMICALS	0.18%	JYOTI CNC AUTOMATION LTD	INDUSTRIAL MANUFACTURING	0.13%
AMARA RAJA BATTERIES LTD	AUTO COMPONENTS	0.17%	KEC INTERNATIONAL LIMITED	CONSTRUCTION	0.13%
BANK OF BARODA	BANKS	0.17%	NUVAMA WEALTH MANAGEMENT LIMITED	CAPITAL MARKETS	0.13%
BLUE STAR LTD	CONSUMER DURABLES	0.17%	PUNJAB NATIONAL BANK	BANKS	0.13%
ICICI LOMBARD GENERAL INSURANCE COMPANY	INSURANCE	0.17%	SAMMAAN CAPITAL LTD.	FINANCE	0.13%
INDIAN RAILWAY CATERING & TOURISM CORP	LEISURE SERVICES	0.17%	SKF INDIA LIMITED	INDUSTRIAL PRODUCTS	0.13%
NARAYANA HRUDAYALAYA LIMITED	HEALTHCARE SERVICES	0.17%	STEEL AUTHORITY OF INDIA LIMITED	FERROUS METALS	0.13%
NMDC LIMITED	MINERALS & MINING	0.17%	TORRENT PHARMACEUTICALS LIMITED	PHARMACEUTICALS & BIOTECHNOLOGY	0.13%
OIL INDIA LIMITED	OIL	0.17%	360 ONE WAM LIMITED	CAPITAL MARKETS	0.12%
PG ELECTROPLAST LIMITED	CONSUMER DURABLES	0.17%	AARTI INDUSTRIES LIMITED	CHEMICALS & PETROCHEMICALS	0.12%
PIDILITE INDUSTRIES LIMITED	CHEMICALS & PETROCHEMICALS	0.17%	ABBOTT INDIA LIMITED	PHARMACEUTICALS & BIOTECHNOLOGY	0.12%
RBL BANK LIMITED	BANKS	0.17%	ADANI ENERGY SOLUTIONS LIMITED	POWER	0.12%
SUPREME INDUSTRIES LIMITED	INDUSTRIAL PRODUCTS	0.17%	APOLLO TYRES LIMITED	AUTO COMPONENTS	0.12%
THE RAMCO CEMENTS LIMITED	CEMENT & CEMENT PRODUCTS	0.17%	BERGER PAINTS (I) LIMITED	CONSUMER DURABLES	0.12%
UNITED SPIRITS LIMITED	BEVERAGES	0.17%	CANARA BANK	BANKS	0.12%
AAVAS FINANCIERS LIMITED	FINANCE	0.16%	DALMIA BHARAT LIMITED	CEMENT & CEMENT PRODUCTS	0.12%
ADANI POWER LIMITED	POWER	0.16%	DEEPAK FERTILIZERS AND PETRO. CORP. LTD	CHEMICALS & PETROCHEMICALS	0.12%
ASTER DM HEALTHCARE LIMITED	HEALTHCARE SERVICES	0.16%	EID PARRY INDIA LIMITED	FOOD PRODUCTS	0.12%
BALKRISHNA INDUSTRIES LIMITED	AUTO COMPONENTS	0.16%	EXIDE INDUSTRIES LIMITED	AUTO COMPONENTS	0.12%
CARBORUNDUM UNIVERSAL LIMITED	INDUSTRIAL PRODUCTS	0.16%	GUJARAT FLUORO CHEMICALS LIMITED	CHEMICALS & PETROCHEMICALS	0.12%
DLF LIMITED	REALTY	0.16%	HINDUSTAN ZINC LIMITED	NON - FERROUS METALS	0.12%
GLENMARK PHARMACEUTICALS LIMITED	PHARMACEUTICALS & BIOTECHNOLOGY	0.16%	IIFL FINANCE LIMITED	FINANCE	0.12%
GODFREY PHILLIPS INDIA LIMITED	CIGARETTES & TOBACCO PRODUCTS	0.16%	JSW HOLDINGS LIMITED	FINANCE	0.12%
INOX WIND LIMITED	ELECTRICAL EQUIPMENT	0.16%	MAHINDRA & MAHINDRA FINANCIAL SERV LTD.	FINANCE	0.12%
JB CHEMICALS & PHARMACEUTICALS LIMITED	PHARMACEUTICALS & BIOTECHNOLOGY	0.16%	NCC LIMITED	CONSTRUCTION	0.12%
JK CEMENT LIMITED	CEMENT & CEMENT PRODUCTS	0.16%	SONATA SOFTWARE LIMITED	IT - SOFTWARE	0.12%
KALPATARU POWER TRANSMISSION LTD	CONSTRUCTION	0.16%	THE GREAT EASTERN SHIPPING COMPANY LTD	TRANSPORT SERVICES	0.12%
KPIT TECHNOLOGIES LIMITED	IT - SOFTWARE	0.16%	TIMKEN INDIA LIMITED	INDUSTRIAL PRODUCTS	0.12%
LTIMINDTREE LTD	IT - SOFTWARE	0.16%	UNITED BREWERIES LIMITED	BEVERAGES	0.12%
ORACLE FINANCIAL SERVICES SOFTWARE	IT - SOFTWARE	0.16%	UNO MINDA LIMITED	AUTO COMPONENTS	0.12%
PATANJALI FOODS LIMITED	AGRICULTURAL FOOD & OTHER PRODUCTS	0.16%	ZENSAR TECHNOLOGIES LIMITED	IT - SOFTWARE	0.12%
PIRAMAL ENTERPRISES LIMITED	FINANCE	0.16%	ZF COMM. VEHICLE CONTROL SYSTEMS IND LTD	AUTO COMPONENTS	0.12%
RELIANCE POWER LIMITED	POWER	0.16%	ABB INDIA LIMITED	ELECTRICAL EQUIPMENT	0.11%
SONA BLW PRECISION FORGINGS LIMITED	AUTO COMPONENTS	0.16%	ADITYA BIRLA CAPITAL LIMITED	FINANCE	0.11%
ATUL LIMITED	CHEMICALS & PETROCHEMICALS	0.15%	ASAHI INDIA GLASS LIMITED	AUTO COMPONENTS	0.11%
CG POWER AND INDUSTRIAL SOLUTIONS LTD	ELECTRICAL EQUIPMENT	0.15%	BANK OF INDIA	BANKS	0.11%
CHAMBAL FERTILIZERS & CHEMICALS LIMITED	FERTILIZERS & AGROCHEMICALS	0.15%	BATA INDIA LIMITED	CONSUMER DURABLES	0.11%
DR. LAL PATH LABS LTD.	HEALTHCARE SERVICES	0.15%	BHARAT DYNAMICS LIMITED	AEROSPACE & DEFENSE	0.11%
EMAMI LTD	PERSONAL PRODUCTS	0.15%	BIOCON LIMITED	PHARMACEUTICALS & BIOTECHNOLOGY	0.11%
FIRSTSOURCE SOLUTIONS LTD	COMMERCIAL SERVICES & SUPPLIES	0.15%	DABUR INDIA LIMITED	PERSONAL PRODUCTS	0.11%
GE VERNOVA T&D INDIA LIMITED	ELECTRICAL EQUIPMENT	0.15%	ERIS LIFESCIENCES LIMITED	PHARMACEUTICALS & BIOTECHNOLOGY	0.11%
GUJARAT STATE PETRONET LIMITED	GAS	0.15%	HOME FIRST FINANCE COMPANY INDIA LIMITED	FINANCE	0.11%
HAVELLS INDIA LIMITED	CONSUMER DURABLES	0.15%	LLOYDS METALS AND ENERGY LIMITED	MINERALS & MINING	0.11%
INDIAN BANK	BANKS	0.15%	MAHANAGAR GAS LIMITED	GAS	0.11%
IPCA LABORATORIES LIMITED	PHARMACEUTICALS & BIOTECHNOLOGY	0.15%	NATCO PHARMA LIMITED	PHARMACEUTICALS & BIOTECHNOLOGY	0.11%
KALYAN JEWELLERS INDIA LIMITED	CONSUMER DURABLES	0.15%	NATIONAL ALUMINIUM COMPANY LIMITED	NON - FERROUS METALS	0.11%
NEULAND LABORATORIES LTD	PHARMACEUTICALS & BIOTECHNOLOGY	0.15%	PTC INDUSTRIES LIMITED	INDUSTRIAL PRODUCTS	0.11%
OBEROI REALTY LIMITED	REALTY	0.15%	SAPPHIRE FOODS INDIA LIMITED	LEISURE SERVICES	0.11%
POONAWALLA FINCORP LIMITED	FINANCE	0.15%	SCHAEFFLER INDIA LTD	AUTO COMPONENTS	0.11%
RAIL VIKAS NIGAM LIMITED	CONSTRUCTION	0.15%	WHIRLPOOL OF INDIA LIMITED	CONSUMER DURABLES	0.11%
SAMVARDHANA MOTHERSON INTERNATIONAL LTD	AUTO COMPONENTS	0.15%	ACC LIMITED	CEMENT & CEMENT PRODUCTS	0.10%
SHREE CEMENT LIMITED	CEMENT & CEMENT PRODUCTS	0.15%	ADANI GREEN ENERGY LIMITED	POWER	0.10%
TATA ELXSI LIMITED	IT - SOFTWARE	0.15%	AUTHUM INVESTMENT & INFRASTRUCTURE LTD.	FINANCE	0.10%
WOCKHARDT LTD	PHARMACEUTICALS & BIOTECHNOLOGY	0.15%	BANDHAN BANK LIMITED	BANKS	0.10%
ADITYA BIRLA REAL ESTATE LIMITED	PAPER, FOREST & JUTE PRODUCTS	0.14%	BHARTI HEXACOM LIMITED	TELECOM - SERVICES	0.10%
AEGIS LOGISTICS LTD	GAS	0.14%	BOSCH LIMITED	AUTO COMPONENTS	0.10%
AFLE (INDIA) LIMITED	IT - SERVICES	0.14%	CEAT LIMITED	AUTO COMPONENTS	0.10%

Portfolio Holdings as on April 30, 2025

Portfolio Holdings	Sector	% of Net Assets	Portfolio Holdings	Sector	% of Net Assets
COCHIN SHIPYARD LIMITED	INDUSTRIAL MANUFACTURING	0.10%	ZYDUS LIFESCIENCES LIMITED	PHARMACEUTICALS & BIOTECHNOLOGY	0.08%
DATA PATTERNS (INDIA) LIMITED	AEROSPACE & DEFENSE	0.10%	AADHAR HOUSING FINANCE LIMITED	FINANCE	0.07%
DEEPAK NITRITE LTD	CHEMICALS & PETROCHEMICALS	0.10%	ACTION CONSTRUCTION EQUIPMENT LTD	AGRICULTURAL, COMMERCIAL	
DEVYANI INTERNATIONAL LIMITED	LEISURE SERVICES	0.10%		& CONSTRUCTION VEHICLES	0.07%
EIH LIMITED	LEISURE SERVICES	0.10%	ADANI WILMAR LIMITED	AGRICULTURAL FOOD & OTHER PRODUCTS	0.07%
GENERAL INSURANCE CORPORATION OF INDIA	INSURANCE	0.10%	ADITYA BIRLA SUN LIFE MUTUAL FUND	CAPITAL MARKETS	0.07%
HFCL LIMITED	TELECOM - SERVICES	0.10%	ALEMBIC PHARMACEUTICALS LIMITED	PHARMACEUTICALS & BIOTECHNOLOGY	0.07%
HINDUSTAN COPPER LIMITED	NON - FERROUS METALS	0.10%	APAR INDUSTRIES LTD	ELECTRICAL EQUIPMENT	0.07%
INDIAMART INTERMESH LTD	RETAILING	0.10%	ASTRAZENECA PHARMA INDIA LIMITED	PHARMACEUTICALS & BIOTECHNOLOGY	0.07%
INDRAPRASTHA GAS LIMITED	GAS	0.10%	BASF INDIA LIMITED	CHEMICALS & PETROCHEMICALS	0.07%
INTELLECT DESIGN ARENA LTD	IT - SOFTWARE	0.10%	BRAINBEES SOLUTIONS LTD.	RETAILING	0.07%
JAIPRAKASH POWER VENTURES LIMITED	POWER	0.10%	CONCORD BIOTECH LIMITED	PHARMACEUTICALS & BIOTECHNOLOGY	0.07%
JSW ENERGY LIMITED	POWER	0.10%	DCM SHRIRAM LTD	DIVERSIFIED	0.07%
JUBILANT PHARMOVA LIMITED	PHARMACEUTICALS & BIOTECHNOLOGY	0.10%	DOMS INDUSTRIES LIMITED	HOUSEHOLD PRODUCTS	0.07%
L&T FINANCE LIMITED	FINANCE	0.10%	ELECON ENGINEERING COMPANY LIMITED	ELECTRICAL EQUIPMENT	0.07%
LEMON TREE HOTELS LIMITED	LEISURE SERVICES	0.10%	ENGINEERS INDIA LTD.	CONSTRUCTION	0.07%
LINDE INDIA LIMITED	CHEMICALS & PETROCHEMICALS	0.10%	FERTILIZERS AND CHEMICALS TRAVANCORE LTD	FERTILIZERS & AGROCHEMICALS	0.07%
RAINBOW CHILDRENS MEDICARE LIMITED	HEALTHCARE SERVICES	0.10%	FINOLEX INDUSTRIES LTD	INDUSTRIAL PRODUCTS	0.07%
SIEMENS LIMITED	ELECTRICAL EQUIPMENT	0.10%	GRAVITA INDIA LIMITED	MINERALS & MINING	0.07%
THERMAX LIMITED	ELECTRICAL EQUIPMENT	0.10%	HAPPIEST MINDS TECHNOLOGIES LIMITED	IT - SOFTWARE	0.07%
ADITYA BIRLA FASHION AND RETAIL LIMITED	RETAILING	0.09%	INDEGENE LIMITED	HEALTHCARE SERVICES	0.07%
AIA ENGINEERING LIMITED	INDUSTRIAL PRODUCTS	0.09%	IRB INFRASTRUCTURE DEVELOPERS LIMITED	CONSTRUCTION	0.07%
AJANTA PHARMA LIMITED	PHARMACEUTICALS & BIOTECHNOLOGY	0.09%	IRCON INTERNATIONAL LIMITED	CONSTRUCTION	0.07%
ANAND RATHI WEALTH LIMITED	CAPITAL MARKETS	0.09%	JUBILANT INGREVIA LIMITED	CHEMICALS & PETROCHEMICALS	0.07%
ANANT RAJ LIMITED	REALTY	0.09%	JUPITER WAGONS LIMITED	INDUSTRIAL MANUFACTURING	0.07%
APTUS VALUE HOUSING FINANCE INDIA LTD	FINANCE	0.09%	JYOTHY LABS LIMITED	HOUSEHOLD PRODUCTS	0.07%
BALRAMPUR CHINI MILLS LIMITED	AGRICULTURAL FOOD & OTHER PRODUCTS	0.09%	KANSAI NEROLAC PAINTS LIMITED	CONSUMER DURABLES	0.07%
BEML LIMITED	AGRICULTURAL, COMMERCIAL		LIFE INSURANCE CORPORATION OF INDIA	INSURANCE	0.07%
	& CONSTRUCTION VEHICLES	0.09%	LT FOODS LTD	AGRICULTURAL FOOD & OTHER PRODUCTS	0.07%
BIRLASOFT LTD	IT - SOFTWARE	0.09%	MOTHERSON SUMI WIRING INDIA LIMITED	AUTO COMPONENTS	0.07%
CAN FIN HOMES LIMITED	FINANCE	0.09%	MOTILAL OSWAL FINANCIAL SERVICES	CAPITAL MARKETS	0.07%
FINOLEX CABLES LTD	INDUSTRIAL PRODUCTS	0.09%	OLECTRA GREENTECH LIMITED	AUTOMOBILES	0.07%
GILLETTE INDIA LIMITED	PERSONAL PRODUCTS	0.09%	RAYMOND LIMITED	REALTY	0.07%
GLAXOSMITHKLINE PHARMACEUTICALS LTD	PHARMACEUTICALS & BIOTECHNOLOGY	0.09%	STAR HEALTH AND ALLIED INSURANCE CO LTD	INSURANCE	0.07%
GO DIGIT GENERAL INSURANCE LIMITED	INSURANCE	0.09%	TRANSFORMERS & RECTIFIERS (INDIA) LTD	ELECTRICAL EQUIPMENT	0.07%
GRANULES INDIA LIMITED	PHARMACEUTICALS & BIOTECHNOLOGY	0.09%	USHA MARTIN LTD	INDUSTRIAL PRODUCTS	0.07%
HOUSING AND URBAN DEVELOPMENT CORP. LTD.	FINANCE	0.09%	VARDHMAN TEXTILES LIMITED	TEXTILES & APPARELS	0.07%
ICICI PRUDENTIAL LIFE INSURANCE COMPANY	INSURANCE	0.09%	VEDANT FASHIONS LIMITED	RETAILING	0.07%
INDIAN RENEWABLE ENERGY DEV AGENCY LTD	FINANCE	0.09%	VIJAYA DIAGNOSTIC CENTRE LIMITED	HEALTHCARE SERVICES	0.07%
KAJARIA CERAMICS LIMITED	CONSUMER DURABLES	0.09%	VISHAL MEGA MART LIMITED	RETAILING	0.07%
KIRLOSKAR OIL ENGINES LTD	INDUSTRIAL PRODUCTS	0.09%	3M INDIA LIMITED	DIVERSIFIED	0.06%
L&T TECHNOLOGY SERVICES LTD	IT - SERVICES	0.09%	AFCONS INFRASTRUCTURE LIMITED	CONSTRUCTION	0.06%
NAVA LIMITED	POWER	0.09%	BANK OF MAHARASHTRA	BANKS	0.06%
NEWGEN SOFTWARE TECHNOLOGIES LIMITED	IT - SOFTWARE	0.09%	BIKAJI FOODS INTERNATIONAL LIMITED	FOOD PRODUCTS	0.06%
NIPPON LIFE INDIA ASSET MANAGEMENT LTD	CAPITAL MARKETS	0.09%	BLS INTERNATIONAL SERVICES LIMITED	LEISURE SERVICES	0.06%
PCBL LIMITED	CHEMICALS & PETROCHEMICALS	0.09%	CAPRI GLOBAL CAPITAL LTD	FINANCE	0.06%
PFIZER LIMITED	PHARMACEUTICALS & BIOTECHNOLOGY	0.09%	CCL PRODUCTS (INDIA) LIMITED	AGRICULTURAL FOOD & OTHER PRODUCTS	0.06%
PVR INOX LIMITED	ENTERTAINMENT	0.09%	CENTURY PLYBOARDS (INDIA) LIMITED	CONSUMER DURABLES	0.06%
RAMKRISHNA FORGINGS LIMITED	AUTO COMPONENTS	0.09%	D B REALTY LIMITED	LEISURE SERVICES	0.06%
SUMITOMO CHEMICAL INDIA LIMITED	FERTILIZERS & AGROCHEMICALS	0.09%	GODAWARI POWER AND ISPAT LIMITED	INDUSTRIAL PRODUCTS	0.06%
SYNGENE INTERNATIONAL LIMITED	HEALTHCARE SERVICES	0.09%	GUJARAT GAS LIMITED	GAS	0.06%
V-GUARD INDUSTRIES LIMITED	CONSUMER DURABLES	0.09%	GUJARAT NARMADA VALLEY FERT. CO. LTD	CHEMICALS & PETROCHEMICALS	0.06%
ZEN TECHNOLOGIES LIMITED	AEROSPACE & DEFENSE	0.09%	HEG LIMITED	INDUSTRIAL PRODUCTS	0.06%
BAYER CROPSCIENCE LIMITED	FERTILIZERS & AGROCHEMICALS	0.08%	HONEYWELL AUTOMATION INDIA LIMITED	INDUSTRIAL MANUFACTURING	0.06%
CHALET HOTELS LIMITED	LEISURE SERVICES	0.08%	IDBI BANK LIMITED	BANKS	0.06%
CRAFTSMAN AUTOMATION LIMITED	AUTO COMPONENTS	0.08%	INDIA CEMENTS LTD	CEMENT & CEMENT PRODUCTS	0.06%
CREDITACCESS GRAMEEN LIMITED	FINANCE	0.08%	JK TYRE & INDUSTRIES LTD	AUTO COMPONENTS	0.06%
CRISIL LIMITED	FINANCE	0.08%	JM FINANCIAL SERVICES LTD	FINANCE	0.06%
ECLERX SERVICES LIMITED	COMMERCIAL SERVICES & SUPPLIES	0.08%	JSW INFRASTRUCTURE LIMITED	TRANSPORT INFRASTRUCTURE	0.06%
ESCORTS KUBOTA LIMITED	AGRICULTURAL, COMMERCIAL		KIRLOSKAR BROTHERS LIMITED	INDUSTRIAL PRODUCTS	0.06%
	& CONSTRUCTION VEHICLES	0.08%	METROPOLIS HEALTHCARE LIMITED	HEALTHCARE SERVICES	0.06%
GARDEN REACH SHIPBUILDERS & ENGINEER LTD	AEROSPACE & DEFENSE	0.08%	MINDA CORPORATION LIMITED	AUTO COMPONENTS	0.06%
GLAND PHARMA LIMITED	PHARMACEUTICALS & BIOTECHNOLOGY	0.08%	NEVELI LIGNITE CORPORATION LTD.	POWER	0.06%
GLOBAL HEALTH LIMITED	HEALTHCARE SERVICES	0.08%	NMDC LIMITED	FERROUS METALS	0.06%
HBL ENGINEERING LIMITED	INDUSTRIAL PRODUCTS	0.08%	NTPC GREEN ENERGY LIMITED	POWER	0.06%
HYUNDAI MOTOR INDIA LIMITED	AUTOMOBILES	0.08%	SARDA ENERGY & MINERALS LTD	FERROUS METALS	0.06%
INDIAN RAILWAY FINANCE CORPORATION LTD.	FINANCE	0.08%	SAREGAMA INDIA LIMITED	ENTERTAINMENT	0.06%
JINDAL SAW LTD	INDUSTRIAL PRODUCTS	0.08%	SIGNATURE GLOBAL (INDIA) LIMITED	REALTY	0.06%
K.P.R. MILL LTD	TEXTILES & APPARELS	0.08%	TATA INVESTMENT CORPORATION LTD.	FINANCE	0.06%
PRAJ INDUSTRIES LIMITED	INDUSTRIAL MANUFACTURING	0.08%	THE JAMMU & KASHMIR BANK LIMITED	BANKS	0.06%
SHYAM METALICS AND ENERGY LTD.	INDUSTRIAL PRODUCTS	0.08%	UTI ASSET MANAGEMENT COMPANY LTD	CAPITAL MARKETS	0.06%
SIEMENS ENERGY INDIA LIMITED	POWER	0.08%	WELSPUN INDIA LIMITED	TEXTILES & APPARELS	0.06%
SOBHA LIMITED	REALTY	0.08%	WESTLIFE DEVELOPMENT LTD	LEISURE SERVICES	0.06%
SWAN ENERGY LIMITED	CHEMICALS & PETROCHEMICALS	0.08%	ALIVUS LIFE SCIENCES	PHARMACEUTICALS & BIOTECHNOLOGY	0.05%
TATA TECHNOLOGIES LIMITED	IT - SERVICES	0.08%	BLUE DART EXPRESS LIMITED	TRANSPORT SERVICES	0.05%
TECHNO ELECTRIC & ENGINEERING COMPANY LI	CONSTRUCTION	0.08%	CAPLIN POINT LABORATORIES LIMITED	PHARMACEUTICALS & BIOTECHNOLOGY	0.05%
TEJAS NETWORKS LIMITED	TELECOM - EQUIPMENT & ACCESSORIES	0.08%	ENDURANCE TECHNOLOGIES LIMITED	AUTO COMPONENTS	0.05%
TITAGARH RAIL SYSTEMS LIMITED	INDUSTRIAL MANUFACTURING	0.08%	GODREJ AGROVET LIMITED	FOOD PRODUCTS	0.05%
TRIVENI TURBINE LTD.	ELECTRICAL EQUIPMENT	0.08%			

Portfolio Holdings as on April 30, 2025

Portfolio Holdings	Sector	% of Net Assets	Portfolio Holdings	Sector	% of Net Assets
GUJARAT PIPAVAV PORT LIMITED	TRANSPORT INFRASTRUCTURE	0.05%	RAILTEL CORPORATION OF INDIA LIMITED	TELECOM - SERVICES	0.04%
HONASA CONSUMER LIMITED	PERSONAL PRODUCTS	0.05%	RAYMOND LIFESTYLE LIMITED	TEXTILES & APPARELS	0.04%
MASTEK LIMITED	IT - SOFTWARE	0.05%	RHI MAGNESITA INDIA LIMITED	INDUSTRIAL PRODUCTS	0.04%
PREMIER ENERGIES LIMITED	ELECTRICAL EQUIPMENT	0.05%	BITES LIMITED	CONSTRUCTION	0.04%
R R KABEL LIMITED	INDUSTRIAL PRODUCTS	0.05%	SYRMA SGS TECHNOLOGY LIMITED	INDUSTRIAL MANUFACTURING	0.04%
SAI LIFE SCIENCES LTD.	PHARMACEUTICALS & BIOTECHNOLOGY	0.05%	TATA TELESERVICES (MAHARASHTRA) LIMITED	TELECOM - SERVICES	0.04%
SBFC FINANCE LIMITED	FINANCE	0.05%	TBO TEK LIMITED	LEISURE SERVICES	0.04%
SCHNEIDER ELECTRIC INFRASTRUCTURE LTD.	ELECTRICAL EQUIPMENT	0.05%	THE SHIPPING CORP OF INDIA LTD	TRANSPORT SERVICES	0.04%
SJVN LIMITED	POWER	0.05%	ALKYL AMINES CHEMICALS LIMITED	CHEMICALS & PETROCHEMICALS	0.03%
STERLING AND WILSON RENEWABLE ENERGY LTD	CONSTRUCTION	0.05%	ALOK INDUSTRIES LIMITED	TEXTILES & APPARELS	0.03%
SUN TV NETWORK LIMITED	ENTERTAINMENT	0.05%	CAMPUS ACTIVEWEAR LIMITED	CONSUMER DURABLES	0.03%
TANLA PLATFORMS LIMITED	IT - SOFTWARE	0.05%	CENTRAL BANK OF INDIA	BANKS	0.03%
THE BOMBAY BURMAH TRADING CORP. LTD	FOOD PRODUCTS	0.05%	EMCURE PHARMACEUTICALS LIMITED	PHARMACEUTICALS & BIOTECHNOLOGY	0.03%
TRIDENT LIMITED	TEXTILES & APPARELS	0.05%	INOX INDIA LIMITED	INDUSTRIAL PRODUCTS	0.03%
TRIVENI ENGINEERING & INDUSTRIES LIMITED	AGRICULTURAL FOOD & OTHER PRODUCTS	0.05%	INTERNATIONAL GEMMOLOGICAL INSTITUTE LTD	COMMERCIAL SERVICES & SUPPLIES	0.03%
WAAREE ENERGIES LIMITED	ELECTRICAL EQUIPMENT	0.05%	ITI LTD.	TELECOM - EQUIPMENT & ACCESSORIES	0.03%
BAJAJ HOUSING FINANCE LTD	FINANCE	0.04%	JUST DIAL LIMITED	RETAILING	0.03%
C.E. INFO SYSTEMS LIMITED	IT - SOFTWARE	0.04%	NETWEB TECHNOLOGIES INDIA LIMITED	IT - SERVICES	0.03%
CERA SANITARYWARE LIMITED	CONSUMER DURABLES	0.04%	OLA ELECTRIC MOBILITY LIMITED	AUTOMOBILES	0.03%
CHENNAI PETROLEUM CORPORATION LTD.	PETROLEUM PRODUCTS	0.04%	RASHTRIYA CHEMICALS FERTILISERS LTD.	FERTILIZERS & AGROCHEMICALS	0.03%
CLEAN SCIENCE AND TECHNOLOGY LIMITED	CHEMICALS & PETROCHEMICALS	0.04%	SAGILITY INDIA LIMITED	IT - SERVICES	0.03%
GRAPHITE INDIA LTD	INDUSTRIAL PRODUCTS	0.04%	SHREE RENUKA SUGARS LIMITED	AGRICULTURAL FOOD & OTHER PRODUCTS	0.03%
GUJARAT MINERAL DEVELOPMENT CORP.	MINERALS & MINING	0.04%	SWIGGY LIMITED	RETAILING	0.03%
IFCI LIMITED	FINANCE	0.04%	THE NEW INDIA ASSURANCE COMPANY LTD	INSURANCE	0.03%
INDIAN OVERSEAS BANK	BANKS	0.04%	ACME SOLAR HOLDINGS LTD.	POWER	0.02%
INVENTURUS KNOWLEDGE SOLUTIONS LIMITED	IT - SERVICES	0.04%	AKUMS DRUGS AND PHARMACEUTICALS LIMITED	PHARMACEUTICALS & BIOTECHNOLOGY	0.02%
JBM AUTO LTD	AUTO COMPONENTS	0.04%	MANGALORE REFINERY & PETROCHEMICALS LTD	PETROLEUM PRODUCTS	0.02%
KNR CONSTRUCTIONS LIMITED	CONSTRUCTION	0.04%	RATTANINDIA ENTERPRISES LIMITED	RETAILING	0.02%
LATENT VIEW ANALYTICS LIMITED	IT - SOFTWARE	0.04%	ROUTE MOBILE LIMITED	TELECOM - SERVICES	0.02%
MAHARASHTRA SEAMLESS LIMITED	INDUSTRIAL PRODUCTS	0.04%	UCO BANK	BANKS	0.02%
NETWORK18 MEDIA & INVESTMENTS LIMITED	ENTERTAINMENT	0.04%	MIMTC LTD	COMMERCIAL SERVICES & SUPPLIES	0.01%
NIVA BUPA HEALTH INSURANCE COMPANY LTD.	INSURANCE	0.04%			
PNC INFRA TECH LIMITED	CONSTRUCTION	0.04%			
			TREPS (including TBILL held as Collateral)		
			/Reverse Repo/Net Current Assets/Cash/Cash Equivalent		0.85%
			Total		100.00%

*Top 10 Holdings

Performance as on 30 April, 2025

Period	Navi Nifty 500 Multicap 50:25:25 Index Fund Regular Growth	Nifty 500 Multicap 50:25:25 TRI ¹ @	Navi Nifty 500 Multicap 50:25:25 Index Fund Direct Growth	Nifty 500 Multicap 50:25:25 TRI ¹ @
Since Inception CAGR %	-7.58%	20.76%	-7.06%	20.76%
Current Value of investment if ₹ 10000/- was invested on Inception date (in ₹)	9242	12076	9294	12076

*In case, the start date or the end date of the concerned period is a non-business day, the NAV of the previous business day is considered for computation of returns. Past performance may or may not be sustained in future. The Direct Plan has a lower expense ratio as compared to the Regular/ Other than Direct Plan to the extent of distribution expenses, commission, etc. and no commission or distribution expenses for distribution of Units or distribution expenses are paid / charged under the Direct Plan. Standard TRIs prescribed are as per the applicable circular by SEBI. The performance of the Scheme is TRIed to the Total Return variant of the Index TRI. @- TRI.

SIP Returns as on 30 April, 2025

SIP Tenure (in Years)	Since Inception
Investment Amount	10,000
Total No. of Installments	9
Total Amount Invested (in ₹)	90000
Present Value (in ₹)	87262
NIFTY 500 Multicap 50:25:25 index	87753
Total No. Units	9442
Yield (%)	-7.32

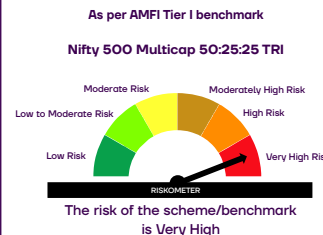
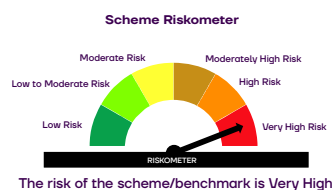
SIP date every 1st business day of the month

SIP Returns are for regular plan. Past performance may or may not be sustained in the future. Assuming ₹10,000 invested systematically on the first Business Day of every month over a period of time. Load is not taken into consideration for computation of performance. The above investment simulation is for illustrative purpose only and should not be construed as a promise on minimum returns and safeguard of capital. The AMC/Mutual Fund is not guaranteeing or promising or forecasting any returns. SIP does not assure a profit or guarantee protection against a loss in a declining market.

This Product Is Suitable For Investors Who Are Seeking[^]

- To create capital appreciation over long time.
- Investment in equity and equity related securities covered by Nifty 500 Multicap 50:25:25 Index.
- Return that corresponds to the performance of Nifty 500 Multicap 50:25:25 Index subject to tracking error.

[^] Investors should consult their financial advisers if in doubt about whether the product is suitable for them.



Navi Nifty Smallcap250 Momentum Quality 100 Index Fund

An open ended scheme replicating/ tracking Nifty Smallcap250 Momentum Quality 100 TRI



Investment Objective

The investment objective of the scheme is to achieve return equivalent to Nifty Smallcap250 Momentum Quality 100 Index by investing in stocks of companies comprising Nifty Smallcap250 Momentum Quality 100 TRI, subject to tracking error. There is no assurance that the investment objective of the Scheme will be achieved



Fund Manager

Mr. Ashutosh Shirwaikar is the Fund Manager from March 12, 2025. Mr. Ashutosh Shirwaikar manages 15 schemes.



Scheme Details

Inception Date (Date of Allotment): 12th March 2025.
Index: Nifty Smallcap250 Momentum Quality 100 TRI (TRI)

Minimum Application Amount: ₹100/- and in multiples of ₹1/- thereafter
Load Structure: Exit Load : NIL
Asset Allocation Pattern: Equity & equity related securities covered by Nifty 500 Multicap 50:25:25 Index Index: 95% to 100%
Debt & Money Market Instruments: 0% to 5%

Total Expense Ratio (TER)*: Regular Plan: 1.00% | Direct Plan: 0.32%
- Above TER includes additional expenses but excludes GST. For TER inclusive of GST please refer to page no. 32

Expense structure for Direct & Regular Plan may vary.

Portfolio Turnover Ratio (Times): 0.18

Expense structure for Direct & Regular Plan may vary.



Net Asset Value (NAV)

as on April 30, 2025

Scheme	NAV (in ₹)
Direct Plan - Growth Option	10.6403
Regular Plan - Growth Option	10.6311



Fund Size (as on April 30, 2025)

AUM: ₹ 10.86 Crs | **Monthly Average AUM:** ₹ 8.65 Crs

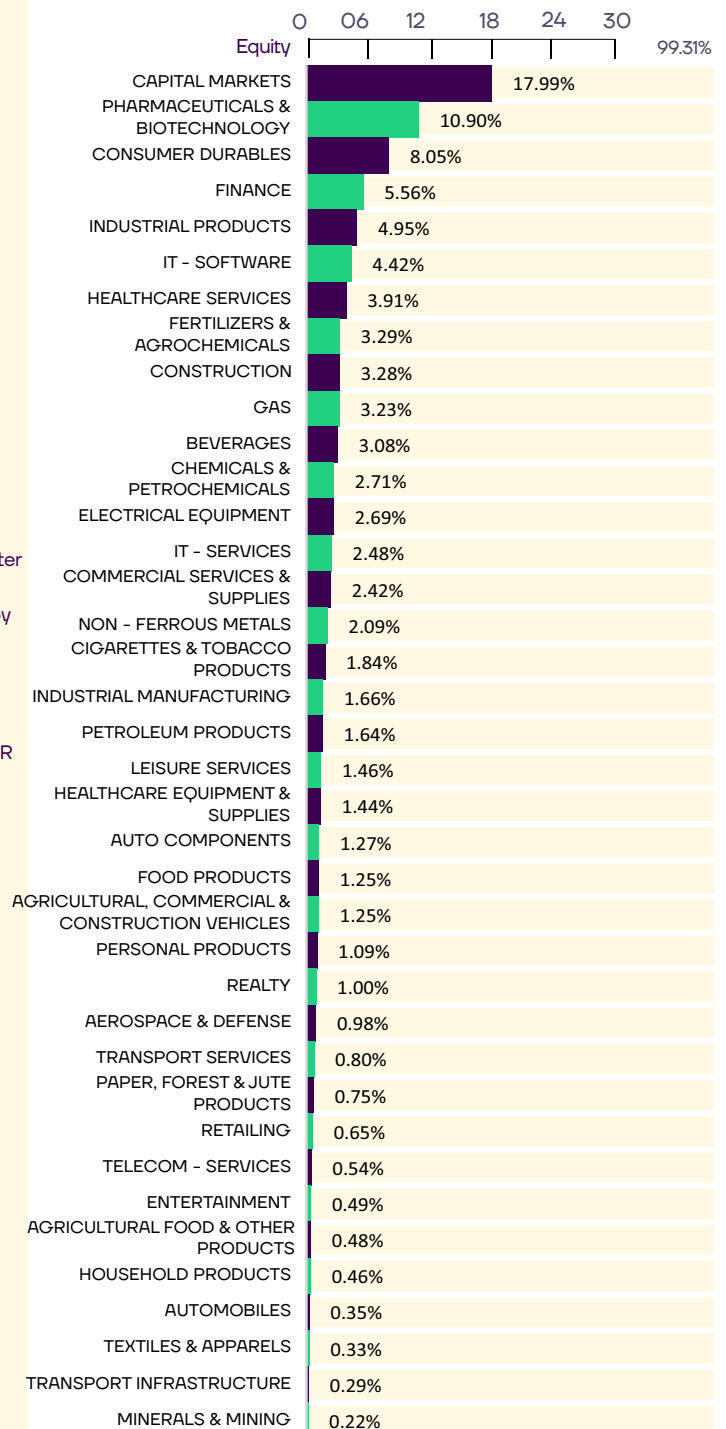


Tracking Error

(Annualised as on April 30, 2025)

Tracking Error	Tracking Difference
0.61%	-5.87%

Industry Allocation Equity (%)



Portfolio Holdings as on April 30, 2025

Portfolio Holdings	Sector	% of Net Assets	Portfolio Holdings	Sector	% of Net Assets
EQUITY SHARES		99.31%	GARDEN REACH SHIPBUILDERS		
* CENTRAL DEPOSITORY SERVICES (INDIA) LIM	CAPITAL MARKETS	3.11%	& ENGINEER LTD	AEROSPACE & DEFENSE	0.76%
* RADICO KHAITAN LTD	BEVERAGES	3.08%	EIH LTD	LEISURE SERVICES	0.73%
* MULTI COMMODITY EXCHANGE OF INDIA LTD.	CAPITAL MARKETS	2.97%	GUJARAT STATE PETRONET LTD	GAS	0.73%
* 360 ONE WAM LTD	CAPITAL MARKETS	2.94%	NBCC (INDIA) LTD	CONSTRUCTION	0.72%
* SUVEN PHARMACEUTICALS LTD	PHARMACEUTICALS & BIOTECHNOLOGY	2.89%	THE GREAT EASTERN SHIPPING COMPANY LTD	TRANSPORT SERVICES	0.72%
* BLUE STAR LTD	CONSUMER DURABLES	2.82%	PRAJ INDUSTRIES LTD	INDUSTRIAL MANUFACTURING	0.71%
* COMPUTER AGE MANAGEMENT SERVICES LTD	CAPITAL MARKETS	2.63%	NCC LTD	CONSTRUCTION	0.70%
* GLENMARK PHARMACEUTICALS LTD	PHARMACEUTICALS & BIOTECHNOLOGY	2.51%	PCBL LTD	CHEMICALS & PETROCHEMICALS	0.70%
* AMBER ENTERPRISES INDIA LTD	CONSUMER DURABLES	2.47%	USHA MARTIN LTD	INDUSTRIAL PRODUCTS	0.70%
* FIRSTSOURCE SOLUTIONS LTD	COMMERCIAL SERVICES & SUPPLIES	2.13%	ACTION CONSTRUCTION EQUIPMENT LTD	AGRICULTURAL, COMMERCIAL & CONSTRUCTION VEHICLES	0.69%
CROMPTON GREAVES			CAPLIN POINT LABORATORIES LTD	PHARMACEUTICALS & BIOTECHNOLOGY	0.67%
CONSUMER ELECTRICAL LTD	CONSUMER DURABLES	2.11%	IIFL FINANCE LTD	FINANCE	0.65%
NATIONAL ALUMINIUM COMPANY LTD	NON - FERROUS METALS	2.08%	AVANTI FEEDS LTD	FOOD PRODUCTS	0.64%
NARAYANA HRUDAYALAYA LTD	HEALTHCARE SERVICES	2.05%	BLS INTERNATIONAL SERVICES LTD	LEISURE SERVICES	0.64%
ANGEL ONE LTD	CAPITAL MARKETS	2.04%	BASF INDIA LTD	CHEMICALS & PETROCHEMICALS	0.63%
INDIAN ENERGY EXCHANGE LTD	CAPITAL MARKETS	1.98%	NATCO PHARMA LTD	PHARMACEUTICALS & BIOTECHNOLOGY	0.63%
WELSPUN CORP LTD	INDUSTRIAL PRODUCTS	1.94%	JINDAL SAW LTD	INDUSTRIAL PRODUCTS	0.62%
MANAPPURAM FINANCE LTD	FINANCE	1.88%	TECHNO ELECTRIC & ENGINEERING COMPANY LI	CONSTRUCTION	0.62%
CHAMBAL FERTILIZERS & CHEMICALS LTD	FERTILIZERS & AGROCHEMICALS	1.70%	HINDUSTAN COPPER LTD	NON - FERROUS METALS	0.58%
AEGIS LOGISTICS LTD	GAS	1.67%	INDIAMART INTERMESH LTD	RETAILING	0.57%
MOTILAL OSWAL FINANCIAL SERVICES	CAPITAL MARKETS	1.55%	GODAWARI POWER AND ISPAT LTD	INDUSTRIAL PRODUCTS	0.56%
GODFREY PHILLIPS INDIA LTD	CIGARETTES & TOBACCO PRODUCTS	1.54%	HBL ENGINEERING LTD	AUTO COMPONENTS	0.56%
CASTROL INDIA LTD	PETROLEUM PRODUCTS	1.48%	HFCL LTD	TELECOM - SERVICES	0.56%
AFFLE (INDIA) LTD	IT - SERVICES	1.46%	SONATA SOFTWARE LTD	IT - SOFTWARE	0.56%
AMARA RAJA BATTERIES LTD	AUTO COMPONENTS	1.39%	V-GUARD INDUSTRIES LTD	CONSUMER DURABLES	0.56%
ZENSAR TECHNOLOGIES LTD	IT - SOFTWARE	1.38%	SCHNEIDER ELECTRIC		
POLY MEDICURE LTD	HEALTHCARE EQUIPMENT & SUPPLIES	1.31%	INFRASTRUCTURE LTD.	ELECTRICAL EQUIPMENT	0.55%
GILLETTE INDIA LTD	PERSONAL PRODUCTS	1.17%	BEML LTD	AGRICULTURAL, COMMERCIAL & CONSTRUCTION VEHICLES	0.54%
HIMADRI SPECIALITY CHEMICAL LTD	CHEMICALS & PETROCHEMICALS	1.17%	TITAGARH RAIL SYSTEMS LTD	INDUSTRIAL MANUFACTURING	0.54%
ADITYA BIRLA REAL ESTATE LTD	PAPER, FOREST & JUTE PRODUCTS	1.12%	BIRLASOFT LTD	IT - SOFTWARE	0.53%
SUMITOMO CHEMICAL INDIA LTD	FERTILIZERS & AGROCHEMICALS	1.04%	UTI ASSET MANAGEMENT COMPANY LTD	CAPITAL MARKETS	0.52%
APAR INDUSTRIES LTD	ELECTRICAL EQUIPMENT	1.00%	INTELLECT DESIGN ARENA LTD	IT - SOFTWARE	0.51%
ECLERX SERVICES LTD	COMMERCIAL SERVICES & SUPPLIES	0.96%	CREDITACCESS GRAMEEN LTD	FINANCE	0.50%
PNB HOUSING FINANCE LTD	FINANCE	0.96%	SAREGAMA INDIA LTD	ENTERTAINMENT	0.50%
ERIS LIFESCIENCES LTD	PHARMACEUTICALS & BIOTECHNOLOGY	0.94%	CAN FIN HOMES LTD	FINANCE	0.47%
ASTRAZENECA PHARMA INDIA LTD	PHARMACEUTICALS & BIOTECHNOLOGY	0.92%	JUPITER WAGONS LTD	INDUSTRIAL MANUFACTURING	0.47%
CYIENT LTD	IT - SERVICES	0.91%	ALEMBIC PHARMACEUTICALS LTD	PHARMACEUTICALS & BIOTECHNOLOGY	0.44%
NEWGEN SOFTWARE TECHNOLOGIES LTD	IT - SOFTWARE	0.89%	ENGINEERS INDIA LTD.	CONSTRUCTION	0.44%
MAHANAGAR GAS LTD	GAS	0.87%	QUESS CORP LTD	COMMERCIAL SERVICES & SUPPLIES	0.44%
ANANT RAJ LTD	REALTY	0.85%	GODREJ AGROVET LTD	FOOD PRODUCTS	0.43%
DR. LAL PATH LABS LTD.	HEALTHCARE SERVICES	0.85%	ELECON ENGINEERING COMPANY LTD	INDUSTRIAL MANUFACTURING	0.41%
TRIVENI TURBINE LTD.	ELECTRICAL EQUIPMENT	0.79%			
KIRLOSKAR BROTHERS LTD	INDUSTRIAL PRODUCTS	0.77%			

Portfolio Holdings as on April 30, 2025

Portfolio Holdings	Sector	% of Net Assets	Portfolio Holdings	Sector	% of Net Assets
JYOTHY LABS LTD	HOUSEHOLD PRODUCTS	0.41%			
FINOLEX INDUSTRIES LTD	INDUSTRIAL PRODUCTS	0.39%			
IRCON INTERNATIONAL LTD	CONSTRUCTION	0.38%			
METROPOLIS HEALTHCARE LTD	HEALTHCARE SERVICES	0.36%			
OLECTRA GREENTECH LTD	AUTOMOBILES	0.36%			
SOBHA LTD	REALTY	0.36%			
GUJARAT STATE DEVELOPMENT LOAN	FERTILIZERS & AGROCHEMICALS	0.33%			
GUJARAT NARMADA VALLEY FERT. CO. LTD	CHEMICALS & PETROCHEMICALS	0.32%			
MASTEK LTD	IT - SOFTWARE	0.31%			
TRIVENI ENGINEERING & INDUSTRIES LTD	AGRICULTURAL FOOD & OTHER PRODUCTS	0.31%			
GUJARAT PIPAVAV PORT LTD	TRANSPORT INFRASTRUCTURE	0.30%			
FINE ORGANIC INDUSTRIES LTD	CHEMICALS & PETROCHEMICALS	0.29%			
TANLA PLATFORMS LTD	IT - SOFTWARE	0.29%			
BITES LTD	CONSTRUCTION	0.27%			
WELSPUN INDIA LTD	TEXTILES & APPARELS	0.26%			
CHENNAI PETROLEUM CORPORATION LTD.	PETROLEUM PRODUCTS	0.25%			
GUJARAT MINERAL DEVELOPMENT CORP.	MINERALS & MINING	0.18%			
GUJARAT AMBUJA EXPORTS LTD	AGRICULTURAL FOOD & OTHER PRODUCTS	0.12%			
TREPS (including TBILL held as Collateral)/Reverse Repo/					
Net Current Assets/Cash/Cash Equivalent					
0.69%					
Total					
100.00%					

*Top 10 Holdings

Performance as on April 30, 2025

Period	Navi Nifty Smallcap250 Momentum Quality 100 Index Fund - Regular Plan-Growth	Nifty Smallcap250 Momentum Quality 100 TRI*	Navi Nifty Smallcap250 Momentum Quality 100 Index Fund - Direct Plan-Growth	Nifty Smallcap250 Momentum Quality 100 TRI*
Since Inception CAGR %	6.31%	-12.34%	6.40%	-12.34%
Current Value of investment if ₹ 10000/- was invested on Inception date (in ₹)	10631	8766	10640	8766

*In case, the start date or the end date of the concerned period is a non-business day, the NAV of the previous business day is considered for computation of returns. Past performance may or may not be sustained in future. The Direct Plan has a lower expense ratio as compared to the Regular/ Other than Direct Plan to the extent of distribution expenses, commission, etc. and no commission or distribution expenses for distribution of Units or distribution expenses are paid / charged under the Direct Plan. Standard TRIs prescribed are as per the applicable circular by SEBI. The performance of the Scheme is TRIed to the Total Return variant of the Index TRI.

SIP Returns as on 30 April, 2025

SIP Tenure (in Years)	Since Inception
Investment Amount	10,000
Total No. of Installments	10
Total Amount Invested (in ₹)	10000
Present Value (in ₹)	10107
Nifty Smallcap250 Momentum Quality 100 TRI*	10134
Total No. Units	951
Yield (%)	14.35

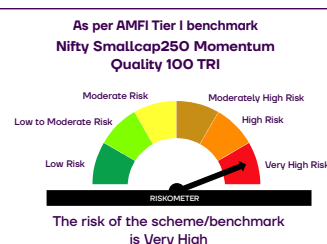
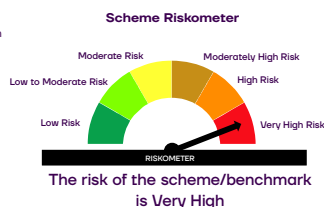
SIP date every 1st business day of the month

SIP Returns are for regular plan. Past performance may or may not be sustained in the future. Assuming ₹10,000 invested systematically on the first Business Day of every month over a period of time. Load is not taken into consideration for computation of performance. The above investment simulation is for illustrative purpose only and should not be construed as a promise of minimum returns and safeguard of capital. The AMC/Mutual Fund is not guaranteeing or promising or forecasting any returns. SIP does not assure a profit or guarantee protection against a loss in a declining market.

This Product Is Suitable For Investors Who Are Seeking[^]

- Capital appreciation over the long term.
- Investment in equity and equity related securities covered by Nifty Smallcap250 Momentum Quality 100 TRI

[^] Investors should consult their financial advisers if in doubt about whether the product is suitable for them.



FUNDS AT A GLANCE FOR NAVI MUTUAL FUND

Scheme Name	Additional Purchase amt.	Additional Purchase in multiples above	Minimum Redemption	Min Redemption units	Redemption Payout Cycle	SIP	SIP Frequency	SIP Min amt	SIP Min no. of Chgs	SIP Starting Date	SWP	SWP Frequency	SWP Min. Amt	SWP Starting Date	STP	STP Frequency	STP Min Amt	STP Starting Date	TER (Incl.GST)	AUM as on April 30, 2025
NavI Nifty 50 Index Fund An open ended scheme replicating/ tracking Nifty 50 Index.	₹ 100/-	Multiples of ₹ 1/- thereafter	₹ 100/- and in multiples of ₹ 1/- thereafter	1 units or account balance whichever is lower	T+1*	Yes	Daily Weekly Fortnightly Monthly Quarterly Half Yearly	Daily- ₹100/- Weekly- ₹100 Fortnightly- ₹100 Monthly- ₹1000 Quarterly- ₹1000 Half Yearly- ₹100			Yes	Monthly & Quarterly	Monthly- ₹10/- Quarterly- ₹100/- Half Yearly- ₹100	Monthly: 5th of the month ; quarterly 5th of April, July, October, January	Yes	Daily Weekly fortnightly and Monthly	Daily- ₹ 100/- Fortnightly Weekly Monthly ₹ 100	Daily (Every Business Day), Weekly (every Wednesday) Fortnightly (every alternate Wednesday) Monthly (as on specified dates)	Reg - 0.26% Dir - 0.06%	₹ 3142.49 Crs
NavI US Total Stock Market FOF An open-ended FOF investing in units of the Schwab Total Stock Market ETF (VTI) or the Schwab Total Stock Market Index Fund (SWTSX).	₹ 100/-	Multiples of ₹ 1/- thereafter	₹ 100/- and in multiples of ₹ 1/- thereafter	1 units or account balance whichever is lower	T+5	Yes	Daily Weekly Fortnightly Monthly Quarterly Half Yearly	Daily- ₹100 Weekly- ₹100 Fortnightly- ₹100 Monthly- ₹100 Quarterly- ₹100 Half Yearly- ₹100			Yes	Monthly & Quarterly	Monthly- ₹10/- Quarterly- ₹100/- Half Yearly- ₹100	Monthly: 5th of the month ; quarterly 5th of April, July, October, January	Yes	Daily, Weekly fortnightly and Monthly	Daily- ₹ 100/- Fortnightly Weekly Monthly ₹ 100	Daily (Every Business Day), Weekly (every Wednesday) Fortnightly (every alternate Wednesday) Monthly (as on specified dates)	Reg - 0.06% Dir - 0.06%	₹ 799.63 Crs
NavI NASDAQ 100 Fund of Fund An open-ended FOF investing in units of the overseas ETF's and/or Index Fund based on NASDAQ 100 Index.	₹ 100/-	Multiples of ₹ 1/- thereafter	₹ 100/- and in multiples of ₹ 1/- thereafter	1 units or account balance whichever is lower	T+5	Yes	Daily Weekly Fortnightly Monthly Quarterly Half Yearly	Daily- ₹100 Weekly- ₹100 Fortnightly- ₹100 Monthly- ₹100 Quarterly- ₹100 Half Yearly- ₹100		Daily, Weekly, Fortnightly, alternate wednesday/ Monday-Any Day of the month except 29th, 30th, 31st/Quarterly - Any Day of the month except 29th, 30th, 31st	Yes	Monthly & Quarterly	Monthly- ₹10/- Quarterly- ₹100/- Half Yearly- ₹100	Monthly: 5th of the month ; quarterly 5th of April, July, October, January	Yes	Daily, Weekly fortnightly and Monthly	Daily- ₹ 100/- Fortnightly Weekly Monthly ₹ 100	Daily (Every Business Day), Weekly (every Wednesday) Fortnightly (every alternate Wednesday) Monthly (as on specified dates)	Reg - 0.30% Dir - 0.16%	₹ 889.27 Crs
NavI Nifty Next 50 Index Fund An open ended scheme replicating / tracking Nifty Next 50 Index.	₹ 100/-	Multiples of ₹ 1/- thereafter	₹ 100/- and in multiples of ₹ 1/- thereafter	1 units or account balance whichever is lower	T+1*	Yes	Daily Weekly Fortnightly Monthly Quarterly Half Yearly	Daily- ₹100 Weekly- ₹100 Fortnightly- ₹100 Monthly- ₹100 Quarterly- ₹100 Half Yearly- ₹100		Daily, Weekly, Fortnightly, alternate wednesday/ Monday-Any Day of the month except 29th, 30th, 31st/Quarterly - Any Day of the month except 29th, 30th, 31st	Yes	Monthly & Quarterly	Monthly- ₹10/- Quarterly- ₹100/- Half Yearly- ₹100	Monthly: 5th of the month ; quarterly 5th of April, July, October, January	Yes	Daily, Weekly fortnightly and Monthly	Daily- ₹ 100/- Fortnightly Weekly Monthly ₹ 100	Daily (Every Business Day), Weekly (every Wednesday) Fortnightly (every alternate Wednesday) Monthly (as on specified dates)	Reg - 0.58% Dir - 0.12%	₹ 790.80 Crs
NavI Nifty Bank Index Fund An open ended scheme replicating / tracking Nifty Bank Index, TRI.	₹ 100/-	Multiples of ₹ 1/- thereafter	₹ 100/- and in multiples of ₹ 1/- thereafter	1 units or account balance whichever is lower	T+1*	Yes	Daily Weekly Fortnightly Monthly Quarterly Half Yearly	Daily- ₹100 Weekly- ₹100 Fortnightly- ₹100 Monthly- ₹100 Quarterly- ₹100 Half Yearly- ₹100		Daily, Weekly, Fortnightly, alternate wednesday/ Monday-Any Day of the month except 29th, 30th, 31st/Quarterly - Any Day of the month except 29th, 30th, 31st	Yes	Monthly & Quarterly	Monthly- ₹10/- Quarterly- ₹100/- Half Yearly- ₹100	Monthly: 5th of the month ; quarterly 5th of April, July, October, January	Yes	Daily, Weekly fortnightly and Monthly	Daily- ₹ 100/- Fortnightly Weekly Monthly ₹ 100	Daily (Every Business Day), Weekly (every Wednesday) Fortnightly (every alternate Wednesday) Monthly (as on specified dates)	Reg - 0.80% Dir - 0.10%	₹ 629.08 Crs
NavI Nifty Midcap 150 Index Fund An open-ended equity scheme replicating / tracking Nifty Midcap 150 Index	₹ 100/-	Multiples of ₹ 1/- thereafter	₹ 100/- and in multiples of ₹ 1/- thereafter	1 units or account balance whichever is lower	T+1*	Yes	Daily Weekly Fortnightly Monthly Quarterly Half Yearly	Daily- ₹100 Weekly- ₹100 Fortnightly- ₹100 Monthly- ₹100 Quarterly- ₹100 Half Yearly- ₹100		Daily, Weekly, Fortnightly, alternate wednesday/ Monday-Any Day of the month except 29th, 30th, 31st/Quarterly - Any Day of the month except 29th, 30th, 31st	Yes	Monthly & Quarterly	Monthly- ₹10/- Quarterly- ₹100/- Half Yearly- ₹100	Monthly: 5th of the month ; quarterly 5th of April, July, October, January	Yes	Daily, Weekly fortnightly and Monthly	Daily- ₹ 100/- Fortnightly Weekly Monthly ₹ 100	Daily (Every Business Day), Weekly (every Wednesday) Fortnightly (every alternate Wednesday) Monthly (as on specified dates)	Reg - 1.00% Dir - 0.22%	₹ 250.35 Crs
NavI Nifty India Manufacturing Index Fund An open ended scheme replicating / tracking Nifty India Manufacturing TRI.	₹ 100/-	Multiples of ₹ 1/- thereafter	₹ 100/- and in multiples of ₹ 1/- thereafter	1 units or account balance whichever is lower	T+1*	Yes	Daily Weekly Fortnightly Monthly Quarterly Half Yearly	Daily- ₹100 Weekly- ₹100 Fortnightly- ₹100 Monthly- ₹100 Quarterly- ₹100 Half Yearly- ₹100		Daily, Weekly, Fortnightly, alternate wednesday/ Monday-Any Day of the month except 29th, 30th, 31st/Quarterly - Any Day of the month except 29th, 30th, 31st	Yes	Monthly & Quarterly	Monthly- ₹10/- Quarterly- ₹100/- Half Yearly- ₹100	Monthly: 5th of the month ; quarterly 5th of April, July, October, January	Yes	Daily, Weekly fortnightly and Monthly	Daily- ₹ 100/- Fortnightly Weekly Monthly ₹ 100	Daily (Every Business Day), Weekly (every Wednesday) Fortnightly (every alternate Wednesday) Monthly (as on specified dates)	Reg - 1.00% Dir - 0.22%	₹ 59.15 Crs
NavI ELSS Tax Saver Nifty 50 Index Fund An open-ended equity saving scheme with a statutory lock-in of 3 years and tax benefit replicating/ tracking the Nifty 50 Index	₹ 500/-	Multiples of ₹ 1/- thereafter	₹ 500/- and in multiples of ₹ 1/- thereafter	1 units or account balance whichever is lower	T+1*	Yes	Daily Weekly Fortnightly Monthly Quarterly Half Yearly	Daily- ₹500 Weekly- ₹500 Fortnightly- ₹500 Monthly- ₹500 Quarterly- ₹500 Half Yearly- ₹500		Daily, Weekly, Fortnightly, alternate wednesday/ Monday-Any Day of the month except 29th, 30th, 31st/Quarterly - Any Day of the month except 29th, 30th, 31st	Yes	Monthly & Quarterly	Monthly- ₹500/- Quarterly- ₹500/- Half Yearly- ₹500	Monthly: 5th of the month ; quarterly 5th of April, July, October, January	Yes	Daily, Weekly fortnightly and Monthly	Daily- ₹ 500/- Fortnightly Weekly Monthly ₹ 500	Daily (Every Business Day), Weekly (every Wednesday) Fortnightly (every alternate Wednesday) Monthly (as on specified dates)	Reg - 1.00% Dir - 0.10%	₹ 91.79 Crs

FUNDS AT A GLANCE FOR NAVI MUTUAL FUND

Scheme Name	Additional Purchase amt.	Additional Purchase in multiples above	Minimum Redemption	Min Redemption units	Redemption Payout Cycle	SIP	SIP Frequency	SIP Min amt	SIP Min no. of Chqs	SIP Starting Date	SWP	SWP Frequency	SWP Min. Amt	SWP Starting Date	STP	STP Frequency	STP Min Amt	STP Starting Date	TER (Incl.GST)	AUM as on April 30, 2025
Navi BSE Sensex Index Fund An open-ended scheme replicating/ tracking BSE SENSEX Index.	₹ 100/-	Multiples of ₹ 1/- thereafter	₹ 100/- and in multiples of ₹ 1/- thereafter	1 units or account balance whichever is lower	T+1*	Yes	Daily Monthly Fortnightly Quarterly Half Yearly	Daily- ₹100 Monthly- ₹100 Fortnightly- ₹100 Quarterly- ₹100 Half Yearly- ₹100			Yes	Monthly & Quarterly	Monthly- ₹100/- Quarterly - ₹100/-	Monthly, 5th of the month; quarterly 5th of April, July, October, January	Yes	Daily, Weekly fortnightly and Monthly	Daily- ₹ 100/- Fortnightly Weekly Monthly ₹ 100	Daily (Every Business Day), Weekly (every Wednesday) Fortnightly (every alternate Wednesday) Monthly (as on specified dates)	Reg - 0.90% Dir - 0.14%	₹ 17.64 Crs
Navi Nifty IT Index Fund An open-ended Index Scheme replicating/ tracking Nifty IT Index	₹ 100/-	Multiples of ₹ 1/- thereafter	₹ 100/- and in multiples of ₹ 1/- thereafter	1 units or account balance whichever is lower	T+1*	Yes	Daily Monthly Fortnightly Quarterly Half Yearly	Daily- ₹100 Monthly- ₹100 Fortnightly- ₹100 Monthly- ₹100 Quarterly- ₹100 Half Yearly- ₹100			Yes	Monthly & Quarterly	Monthly- ₹100/- Quarterly - ₹100/-	Monthly, 5th of the month; quarterly 5th of April, July, October, January	Yes	Daily, Weekly fortnightly and Monthly	Daily- ₹ 100/- Fortnightly Weekly Monthly ₹ 100	Daily (Every Business Day), Weekly (every Wednesday) Fortnightly (every alternate Wednesday) Monthly (as on specified dates)	Reg - 1.00% Dir - 0.22%	₹ 17.34 Crs
Nifty 500 Multicap 50:25:25 Index Fund An open ended scheme replicating/ tracking Nifty 500 Multicap 50:25:25 Index	₹ 100/-	Multiples of ₹ 1/- thereafter	₹ 100/- and in multiples of ₹ 1/- thereafter	1 units or account balance whichever is lower	T+1*	Yes	Daily Monthly Fortnightly Quarterly Half Yearly	Daily- ₹100 Monthly- ₹100 Fortnightly- ₹100 Monthly- ₹100 Quarterly- ₹100 Half Yearly- ₹100			Yes	Monthly & Quarterly	Monthly- ₹100/- Quarterly - ₹100/-	Monthly, 5th of the month; quarterly 5th of April, July, October, January	Yes	Daily, Weekly fortnightly and Monthly	Daily- ₹ 100/- Fortnightly Weekly Monthly ₹ 100	Daily (Every Business Day), Weekly (every Wednesday) Fortnightly (every alternate Wednesday) Monthly (as on specified dates)	Reg - 0.99% Dir - 0.25%	₹ 24.55 Crs
Navi Nifty Smallcap 250 Momentum Quality 100 Index Fund An open ended scheme replicating/ tracking Nifty Smallcap250 Momentum Quality 100 TRI	₹ 100/-	Multiples of ₹ 1/- thereafter	₹ 100/- and in multiples of ₹ 1/- thereafter	1 units or account balance whichever is lower	T+1*	Yes	Daily Monthly Fortnightly Quarterly Half Yearly	Daily- ₹100 Monthly- ₹100 Fortnightly- ₹100 Monthly- ₹100 Quarterly- ₹100 Half Yearly- ₹100			Yes	Monthly & Quarterly	Monthly- ₹100/- Quarterly - ₹100/-	Monthly, 5th of the month; quarterly 5th of April, July, October, January	Yes	Daily, Weekly fortnightly and Monthly	Daily- ₹ 100/- Fortnightly Weekly Monthly ₹ 100	Daily (Every Business Day), Weekly (every Wednesday) Fortnightly (every alternate Wednesday) Monthly (as on specified dates)	Reg - 1.00% Dir - 0.32%	₹ 10.86 Crs

Note: The Trustee will endeavor to declare the Dividend as per the specified frequencies, subject to availability of distributable surplus calculated in accordance with the Regulations. The actual declarations of Dividend and frequency will inter-alia depend on availability of distributable surplus calculated in accordance with SEBI (MF) Regulations and the decisions of the Trustee shall be final in this regard. There is no assurance or guarantee to the Unit holders as to the rate of Dividend nor that the Dividend will be paid regularly. Dividend payable under Dividend Payout of Income Distribution cum Capital Withdrawal option (Weekly Option) is equal to or less than ₹500 then the Dividend would be compulsorily reinvested in the option of the Scheme. In case an investor fails to specify his preference of Plans/Sub Plans/Options in the above mentioned schemes, the default Plan/Sub Plan/Options would be as above. * SWP/STP available only after completion of statutory lock-in period of 3 years from the date of investment by the investor.

*endeavours T+1

Any information herein contained does not constitute and shall be deemed not to constitute an advice, an offer to sell/ purchase or as an invitation or solicitation to do so for any securities of any entity, and further, Navi AMC Limited or their officers, employees, personnel, directors may be associated in a commercial, professional or personal capacity or may have a commercial interest including as proprietary traders in or with securities and / or companies and / or matters as contained in this publication and such commercial capacity or interest whether or not differing with or conflicting with this publication, shall not make or render (Navi Trustee Limited) liable in any manner whatsoever & (Navi Trustee Limited) or any of their officers, employees, personnel, directors shall not be liable for any loss, damage, liability whatsoever for any direct or indirect loss arising from the use or access of any information that may be displayed in this publication form time to time. Recipients of the information contained herein should exercise due care and caution and read the Scheme information Document(s) and Statement of Additional information (including if necessary, obtaining the advice of tax/ legal/accounting/ financial/ other professionals) prior to taking of any decision, acting or omitting to act, on the basis of the information contained herein.

Statutory details: Navi Mutual Fund has been established as a Trust under the Indian Trusts Act, 1882, sponsored by Navi MF Sponsor Private Limited (Formerly known as Anmol Como Broking Private Limited) (liability restricted to ₹1 Lakh)
Trustee: Navi Trustee Limited. Investment Manager: Navi AMC Limited (the AMC).

Returns of top 3 and bottom 3 funds managed by Ashutosh Shirwaikar

Mr. Ashutosh Shirwaikar								
Period	Since Inception		1 Year (CAGR)		3 Years (CAGR)		5 Years (CAGR)	
	Scheme return %	TRI Return%	Scheme return %	TRI Return%	Scheme return %	TRI Return%	Scheme return %	TRI Return%
Navi Nifty Bank Index Fund	11.90	12.33	12.27	12.51	15.70	16.09	-	-
Navi Large & Midcap Fund	15.86	16.42	9.14	6.62	13.58	17.83	24.21	26.61
Navi BSE Sensex Index Fund	13.54	13.86	8.82	9.06	-	-	-	-
Navi Nifty Next 50 Index Fund	13.73	14.15	-0.17	0.14	15.24	15.67	-	-
Navi Flexi Cap Fund	13.83	14.73	3.22	5.95	12.86	15.33	21.03	23.63
Navi Nifty India Manufacturing Index Fund	20.12	20.98	4.10	4.78	-	-	-	-

Disclaimer: The returns of the top 3 and bottom 3 funds managed by Ashutosh Shirwaikar are based on one year of data analysis.

Mr. Tanmay Sethi								
Period	Since Inception		1 Year (CAGR)		3 Years (CAGR)		5 Years (CAGR)	
	Scheme return %	TRI Return%	Scheme return %	TRI Return%	Scheme return %	TRI Return%	Scheme return %	TRI Return%
Navi Liquid Fund	6.82	6.77	6.92	7.21	6.58	6.84	5.33	5.54
Navi Aggressive Hybrid Fund	11.79	12.49	7.63	8.48	13.03	12.67	17.55	17.33

Past Performance may or may not be sustained in the future.

Note:

- Mr. Ashutosh Shirwaikar manages 15 schemes.
- Mr. Tanmay Sethi manages 02 number of schemes of the concerned Mutual Fund.
- Different plans shall have a different expense structure. The performance details provided herein are of direct plan.
OPOA - contact.mf@navi.com

Release Date: 19th May 2025

NAVI MUTUAL FUND OFFICES

Registered Office / Investment & Operations Office: Vaishnavi Tech Square, 7th Floor, Iballur Village, Begur, Hobli, Bengaluru, Karnataka 560102.

Note: These locations are official Points of Acceptance.

Registrar and Transfer Agent: Rayala Tower-1, 158 Anna Salai, Chennai - 600002/ ((Computer Age Management Services Limited (CAMS))

LIST OF POINT OF ACCEPTANCES OF COMPUTER AGE MANAGEMENT SERVICES LIMITED (CAMS)

111- 113.1st Floor- Dewpath Building Off C G Road Behind Lal Bungalov, Ellis Bridge, Ahmedabad Gujarat 380006 camsham@camsonline.com . Trade Centre, 1st Floor,45, Dikens Road (Next to Manjal Centre). Bangalore,Karnataka,560042 camsbgl@camsonline.com . Plot No-501/174/18/46 . Office No-203 (2nd Floor). Centre Point, Sriya Talkies Road, Kharvel Nagar, Unit-3, Bhubaneswar-751001, Odisha camshbr @camsonline.com . Despek Tower, SCO 154-155,1st Floor-Sector 17- Chandigarh-Punjab-160017 camscha@camsonline.com . Ground Floor No.178/10,Kodambakkam High Road, Opp. Hotel Palmgrove,Nungambakkam-Chennai-Tamilnadu-600034 camsbtl@camsonline.com . Building Name Modayil,Door No. 39/2636 D.J,2nd Floor 2A M.G. Road,Cochin - 682 016 camscoc@camsonline.com . No.1334,Thadagam Road,Thirumirthu Layout,R.S.Puram,Behind Venkateswara Bakery,Coimbatore-641002 camscbe@camsonline.com . Plot No.3601,Nazrul Sarani,City Centre,Durgapur-751216 camscdur@camsonline.com . Office No.103,1st Floor, Unitech City Centre,M.G.Road,Panaji Goa,Rour.KS03001 camsgo@camsonline.com . 208, 1st Floor,Jade ArcadeParadise Circle,Hyderabad, Telangana,500033 camshdy@camsonline.com . 101, Shalimar Corporate Centre, 8-B, South Tukogunj,Opp.Greenpark, Indore,MadhyaPradesh,452001 camcind@camsonline.com . R-7, Yudhisthir Marg C-SchemeBehind Ashok Nagar Police Station,Jaipur,Rajasthan,302001 camsjai@camsonline.com . I Floor 106 to 108City Centre Phase II,63/ 2, The Mall Kanpur Uttarpradesh-208001 camskpr@camsonline.com . 2/1,Russell Street,2nd Floor,Kankaria Centre,Kolkata-700071 camscal@camsonline.com . Office No.107,1st Floor, Vaisali Arcade Building,Plot No 11, 6 Park Road,Lucknow-226001 camsluc@camsonline.com . U/ GF, Prince Market, Green Field,Near Traffic Lights,Sarabha Nagar Pulli,Pakhowal Road,Ludhiana,Punjab,141002 camslhd@camsonline.com . Shop No 3 2nd Floor Surya Towers, No.272/273 Goodshed Street, Madurai - 625001 camsmdu@camsonline.com . No. G 4 & G 5,Inland MonarchOpp. Karnataka Bank Kadi Main Road, Kadi,Mangalore,Karnataka,575003 camsmal@camsonline.com . Rajabahdur Compound,Ground FloorOpp Allahabad Bank, Behind ICICI Bank,300, Mumbai Samachar Marg, Fort,Mumbai,Maharashtra,400023 camsbby@camsonline.com . 145 ,Lendra,New Ramdaspeth,Nagpur,Maharashtra,440001 camsnpr@camsonline.com . CAMS Service Centre, 401 to 404, 4th Floor, Kanchan Jung Building, Barakhamba Road, West Delhi 110001 camsdeld@camsonline.com . G-3, Ground Floor,OM Complex,Near Saket Tower, SP Verma Road,Patna,Bihar,800001 camspat@camsonline.com . Vardak Prate, 1st Floor,Survey No.46,City Survey No.1477,Hingne budruk,D.Road,Behind Dinanath mangeshkar Hospital,Karvenagar,Pune-411052 camspun@camsonline.com . Shop No.G-5,International Commerce Centre,Nr,Kadawala School,Majura Gate,Ring Road,Surat-395002 camssur@camsonline.com . 103 Aries Complex,Bpc Road, Off R.C.Dutt Road,Alkapuri,Vadodra,Gujarat,390007 camsvad@camsonline.com . 40-1-68, Rao & Ratnam Complex,Near Chennupati Petrol Pump,M.G Road, Labbipet,Vijayawada,AndhraPradesh,520010 camsvij@camsonline.com . Flat No GF,2 No 47-3-2/2, Vigneshwara Plaza, 5th Lane, Dwarkanagar, Visakhapatnam- 530 016, ANDHRA PRADESH camsviz@camsonline.com . No. 8, II Floor Maruti Tower Sangay Place, Agra, Uttarpradesh-282002 camsgag@camsonline.com . AMC No. 423/30 Near ChurchOpp T B Hospital,Jaipur Road,Ajmer,Rajasthan,305001 camsjam@camsonline.com . 30/2, A&B, Civil Lines Station Besides ,Jaisal Road, Mart Strachey Road, Allahabad Uttarpradesh-211001 camcall@camsonline.com . 256A, Scheme No.1,Arya Nagar,Alwar,Rajasthan,301001 camswal@camsonline.com . 81, Gulsham Tower,2nd Floor,Near Panchsheel Talkies,Amaravati,Maharashtra,444601 camsama@camsonline.com . 3rd Floor,Bearing Unit No-313,Mukut House,Amritsar-143001 camsamr@camsonline.com . 101, A.P. Tower,B/H, Sardhar Gunj,Nexham Tower,2nd Floor,Near Nuthawani Chambers,AnandGardner,Amravati,Maharashtra,444601 camsanr@camsonline.com . Block - G 1st Floor,P C Chatterjee Market Complex Rambhandu Talab Po, Ushagram Anasol WestBengal Pin No 713503 camsaas@camsonline.com . 2nd Floor,Block No.D-21-D-22,Motiwalda Trade Centre,Nirala Bazar,New Samarth Nagar,Opp.HDFC Bank,Aurangabad-431001 camsaaur@camsonline.com . Classic Complex,Block No.104,1st Floor,Saraf Colony,Khanapur Road,Tilakwadi,Belgaum-590006 camselb@camsonline.com . Kalika Temple Street,Ground Floor,Beside SBI BAZAR Branch,Berhampur-760002 camsbpr@camsonline.com . 305-306, Sterling Point,Waghowadi RoadOpp. HDFC Bank,BhavnagarGujarat,364002 camshbn@camsonline.com . 1st Floor,Plot No.3,Block No.1,Priyadarshini Pariswar West,Behind IDBI Bank,Nehru Nagar,Bhilai-490020 camsbhl@camsonline.com . C/o Kodwani Associates Shoppe No 211-213 2nd floor Indra Prasth Tower syam Ki Sabji Mandi Near Mukerjee Garden Bhiwarwa-311001 (Rajasthan) camshbri@camsonline.com . Plot no 10, 2nd Floor,Atankar Complex,Near ICICI Bank,MP Nagar, Zone II,Bhopal,MadhyaPradesh42011 camshbh@camsonline.com . Mazzanine Floor,F-4, City Centre, Sector 4, Bokaro Steel City,Bokaro,Jharkhand,827004 camskbr@camsonline.com . No.399, G T Road,1st floor,Above exide show room, ,Burdwan,WestBengal713101 camsbw@camsonline.com . 29/97/2 Floor,S A Arcade,Mavor Road,Arayidhatpalam,CalicuttKerala-631016 camscit@camsonline.com . Near Indian Overseas BankCantonment Road,Mata Math,Cuttack,Orissa,753001 camscut@camsonline.com . 13, 1st Floor,Akkamahadevi Samaj Complex,Church Road,P.J.Extension,Davangere,Karnataka,577002 camsdvg@camsonline.com . 204/121 Nari Shilp Mandir Marg(1st Floor) Old Connaught Place,Chakrata Road,Dehradun,Uttarakhand,248001 camsdun@camsonline.com . Urmila Towers,Room No: 111(1st Floor) Bank More,Dhanbad,Jharkhand,826001 camsdha@camsonline.com . 197, Seshalyer Complex,Agraharam Street,Erode,Tamilnadu,638001 camserd@camsonline.com . B-49, 1st Floor,Nehru Ground,Behind Anupam Sweet House NIT,Faridabad,Haryana,121001 camsfab@camsonline.com . 1st Floor,C-10 RDC Rajnagar,Opp Kacheri Gate No.2,Ghaziabad-201002 camsgza@camsonline.com . Shop No.5 & 6,3rd Floor,Cross Road The mall,A D Tiraha,bank Road,Gorakhpur-273001 camsgor@camsonline.com . Door No.31-13-1158, 1st floor,13/1,Arundelpet,Ward No.6,Guntur-522002 camsgun@camsonline.com . Unit No-115, First Floor Vipul Agora Building, Sector-28, Near Sahara Mall Mehrauli, Gurgaon Road, Chakkarpur, Gurgaon-122001 camsgur@camsonline.com . Piyali Phukan Road,K.C.Path,House No.1,Rehabari,Guwahati-781008 camsgwt@camsonline.com . G-6 Global Apartment,Kailash Vihar Colony, Opp. Income Tax Office, City Centre Gwalior Madhya Pradesh-474002 camsgwa@camsonline.com . No.204 - 205,1st Floor' B' Block, Kundagol Complex,Opp. Court, Club Road,Hubli,Karnataka,580029 camshub@camsonline.com . 8, Ground Floor, Datt Towers,Behind Commercial Automobiles,Napier Town,Jabalpur,MadhyaPradesh,482001 camsjab@camsonline.com . 144,Vijay Nagar,Near Capital Small Finance Bank,Football Chowk,Jalandhar City-144001 camsjal@camsonline.com . Rustomji Infotech Services70, NavpethOpp. Old Bus Stand,Jalgaon,Maharashtra,425001 camsjlg@camsonline.com . 207,Manek Centre, P N Marg,Jamnagar,Gujarat,361001 camsjam@camsonline.com . Millennium Tower, "R" Road, Room No:15 First Floor, Bistupur,Jamshedpur,Jharkhand,831001 camsjjp@camsonline.com . 1/5, Nirmla Tower,1st Chopasani Road,Jodhpur,Rajasthan,342003 camsjpd@camsonline.com . 2 B, 3rd Floor,Ayodhya Towers,Station Road,Kolhapur,Maharashtra,416001 camskhp@camsonline.com . B-33 'Kalyan Bhawan, Near Triangle Park,Vallabh Nagar,Kota,Rajasthan,324007 camskot@camsonline.com . 1307 B,Puteenparambil Building,KSACS Road,Opp.ESIC Office,Behind Malaysia Manorama Muttambalam P,O,Kottayam-686501 camsktm@camsonline.com . 108 1st Floor Shivam Plaza,Opp: Eves Cinema, Hapur Road,Meerut,Uttarpradesh,250002 camsmee@camsonline.com . H-21-22, 1st Floor, Rong Ganga Vihar Shopping Complex, Opposite State Tax Office, Moradabad-244001 camsmdb@camsonline.com . Brahman Tol, DurgasthanGola Road,Muzaffarpur,Bihar,842001 camsmuz@camsonline.com . No.1st Floor,CH 26 7th Main, 5th Cross (Above Trishakti Medicals), Saraswati Puram,Mysore,Karnataka,570009 camsmys@camsonline.com . 1st Floor, "Shraaddha Niketan",Tilak Wadi,Opp. Hotel City Pride,Sharanpur Road,Nasik-422002 camsmns@camsonline.com . 97/56, I Floor, Immadispety Towers,Ranganayakulapet Road, Shanthpet,Nellore,AndhraPradesh,524001 camsnel@camsonline.com . SCO 83-84, First Floor, Devi Lal Shopping Complex, Opp RBL Bank, G.T.Road, Panipat, Haryana, 132103 camspnt@camsonline.com . No.35 New Lat Bagh,Opp.Polo Ground,Patiala-147001 camspat@camsonline.com . S-8, 100,Jawaharthal Nehru Street(New Complex, Opp. Indian Coffee House),Pondicherry,Pondicherry,605001 camspdy@camsonline.com . HIG-C-23 Sector - 1Devendra Nagar,Rajpur,Chattisgarh,492004 camsrat@camsonline.com . Door No: 6-2-12, 1st Floor,Rajeswari Nilayam,Near Vamsikrishna Hospital,Nyapathi Vari Street, T Nagar,Rajahmundry,AndhraPradesh,533101 camsrjm@camsonline.com . Office 207 - 210, Everest Building,Harihar ChowkOpp Shastri Maidan,Lmda Chowk,Rajkot,Gujarat,360001 camsrja@camsonline.com . 4,HB RoadNo: 206,2nd Floor Shri Lok Complex,H B Road Near Pirayatal,Ranchi,Jharkhand,834001 camsrnc@camsonline.com . 2nd Floor,J B S Market Complex,udit Nagar,Rourkela-769012 camsrour@camsonline.com . No.2, I Floor Vivekananda Street,New Fairlands,Salem,Tamilnadu,636016 camssal@camsonline.com . C/o Raj Tibrewal & Associates, Opp.Town High School,Sansarak Sambalpur,Orissa,768001 camssam@camsonline.com . No.78,Haren Mukherjee Road,1st Floor,Beside SBI Hakimpara,Siliguri-734001 camssil@camsonline.com . (I), Binny Compound/11 Street,Kumarapur Road,Tirupur,Tamilnadu,641601 camstpr@camsonline.com . No.F4,Magnan Sarokasa Apmtments,Tiruvananthapuram Road,Tirunelveli-627002 camstvr@camsonline.com . Room No. 26 & 27,Dee Pee Plaza,Kokkalla,Trichur,Kerala,680001 camstram@camsonline.com . No.8, I, Floor, 8th Cross West Extn,Thillainagar,Trichy,Tamilnadu,620018 camstrt@camsonline.com . R S Complex,Opp of 1960 Building,Patnam PO,Tiruvandur,Kerala,695004 camstvm@camsonline.com . No.32,Ahinsapur, Fatehpura Circle,Udaipur-315001 camstud@camsonline.com . 3rd floor,Gita Nilas, opp Head Post Office,Halar Cross Lane,Valsad,Gujarat,396001 camsvat@camsonline.com . Office no 1, Second floor, Bhawani Market, Building No. D-58/2-A1, Rathvira,Andhra Pradesh-221010 camsvat@camsonline.com . AKT Complex,2nd Floor, No.1,3,New Sankaranpalayam Road Tolgate,Vellore-632001 camsvel@camsonline.com . Hno. 2-4-641, F-7, 1st Floor, A.B.K.Mall, Old Bus Depot Road, Ramnagar, Hanamkonda, Warangal,Telangana- 506001 camsvgl@camsonline.com . B C Sen Road,Balasure,Orissa,756001 camsvbls@camsonline.com . JRDs Heights Sector 14 Nanak Nagar,Near Peaks Auto Showroom Jammu Jammu & Kashmir, 180004 camsjmu@camsonline.com . No.18/47A,Govind Nilaya,Ward No.20,Sanganakli Moka Road,Gandhinagar,Ballari-583102 camsvbr@camsonline.com . 214-215,2nd floor, Shivani Park, Opp.Shankheswar Complex,Kaliwadi,Navarsi -396445,Gujarat camsvns@camsonline.com . SCO 06,Ground Floor,M/R Complex,Near Sonipat Stand Delhi Road,Rohatk-124001 camsvro@camsonline.com . Shop No : 6,Door No:19-10-8,(Opp to Passport Office),AIR Bypass Road,Tirupati-517501, Andhra Pradesh camstpt@camsonline.com . A-1/50, Block A Kalyani - Nadia Dt, PIN-741235 camskal@camsonline.com . Office No.4-5,First Floor,RT0 Relocation Commercial Complex-B, Opp.Fire Station,Near RT0 Circle,Bhuj-Kutch-370001 camsbj@camsonline.com . Flat No 109, 1st Floor A Wing, Kalyani Town-126 Siddheswar Path,Near Pangal High School,Solapur,Maharashtra,413001 camslp@camsonline.com . "Aastha Plus", 202-A, 2nd Floor,Sardarbag Road, Nr. AlkapuriOpp.Zansi Rani Statue, Junagadh Gujarat-362001 camsjdh@camsonline.com . Shop No - F-56First Floor,Omkar Complex,Opp Old Colony,Nr Valia Char Rasta,GIDC,Ahmedshah,Gujarat,393002 camskim@camsonline.com . Uthram Channbers(Ground Floor),Thamarakulam,Kollam-691006 camskim@camsonline.com . No.372/18D,1st Floor Above IDBI Bank,Beside V-Mart, Near RAKSHAN,Gwalior Road,Janishi-284001 camshjs@camsonline.com . City Enclave, Opp. Kumar Nursing Home Ramghat Road Aligarh Uttarpradesh-202001 camsalg@camsonline.com . 117 / A / 3 / 22, Shukrawar Peth,Sargam Apartment,Satara,Maharashtra,415002 camssat@camsonline.com . No.28/8 1st Floor, Balakrishna Colony, Pachaiaappa Street, Near VVP Lodge, Kumbakonam - 612001 camskum@camsonline.com . Ground Floor, Gurudwara Road, Near Old Vijaya Bank, Bhagalpur - 812001 camsbgl@camsonline.com . F-62-63,2nd Floor,Butler Plaza Commercial Complex Civil Lines Bareilly Uttarpradesh-243001 camsbly@camsonline.com . Opp. RLT Science College,Civil Lines,Akola,Maharashtra,444001 camskak@camsonline.com . 124-B/R,Model Town,Yamunanagar,Yamuna Nagar,Haryana,135001 camsnrn@camsonline.com . SSJM Jalan Road 1st floor,Opp.Hotel Ashoke,Caster Town,Deoghar,Jharkhand,81412 camskde@camsonline.com . HNo.7-1-257, Upstairs S B H mangamathota,Karimnagar,Telangana,505001 camskri@camsonline.com . Bandi Subbaramaiah Complex,D.No:3/1718, Shop No: 8, Raja Reddy Street,Kadapa,AndhraPradesh,516001 camskkr@camsonline.com . I Floor, Opp. Panchayat Bhawan Main gate,Bus stand,Shimla,HimachalPradesh,171001 camssml@camsonline.com . Room No.PP.14/435Casa Marina Shopping Centre,Talap,Kannur,Kerala,670004 camsknr@camsonline.com . 1st Floor,Subhadra Complex,Urban Road,Mehsana,Gujarat,384002 camsmna@camsonline.com . Municipal Market,Annanda Chowk,Hazarebaj, Jharkhand,825301 camshaz@camsonline.com . 15-570-35, I Floor,Pallavi Towers,Subash RoadOpp:Canara Bank,Anantapur,AndhraPradesh,515001 camstap@camsonline.com . Shop No.26 and 27,Door No.39/265A and 39/265B,Second Floor,Skannda Shopping Mall,Old Chad Talkies,Vadodgeri,39th Ward,Kurnool-518001 camskun@camsonline.com . No-12, Opp. HDFC Bank,Red Square Market,Hisar,Haryana,125001 camshsr@camsonline.com . 18 L Block,Sri Ganganagar,Rajasthan,335001 camssgn@camsonline.com . 2907 GH,G.T Road,Near Zila Parishad,Bhatinda,Punjab,151001 camsbti@camsonline.com . No.65 1st Floor,Kishnapur Compound,2nd Cross, Hosmane Extn,Shimoga,Karnataka,577201 camshsi@camsonline.com . Door No. 18/507(3) Anugraha, Garden Street, College Road, Palakkad-678 001, Kerala camspkd@camsonline.com . F4-Classic Heritage,Near Axis Bank,Opp.BPS Club,Pajifond,Margao,Goa-403601 camsmrg@camsonline.com . 126 G, V.P.Towers, Kovai Road,Basement of Axis BankKarur,Tamilnadu,639002 camskar@camsonline.com . Behind rajasthan patrika In front of vijaya bank 1404, amar singh pura Bikaner.334001 camskbn@camsonline.com . D.No.25-4-29,1st floor,Komminreddy vari street,Beside Warf Road,Opp Swathi medicos,Kakinada-533001 camskak@camsonline.com . Shop No.B-104, First Floor,Nearyan Plaza,Link Road,Bilaspur(C.G.)-495001 camskbl@camsonline.com . 208, 2nd Floor HEENA ARCADE,Opp. Tirupati Tower,Near G.I.D.C. Char Rasta,Vapi,Gujarat,391965 camsvap@camsonline.com . SCO 48-49,Ground Floor,Opp.near, Bal Bhawan Road, Near HDFC Bank,Ambola City, Haryana - 134 003 camamb@camsonline.com . Advisor Chownmuhani (Ground Floor),Krishtanagar,Agartala,Tripura,799001 camsgag@camsonline.com . I Floor, Krishna Complex,Opp. Hathi GateCourt Road,Saharanpur,Uttarpradesh,247001 camssah@camsonline.com . "Silver Palace" OT Road,Inda-Kharagpur,G-P-Barokla,P.S.Kharagpur Local,Dist West Midnapore-721305 camshkg@camsonline.com . 1st Floor,Room No-61(63),International shopping Mall,Opp.ST Thomas Evangelical Church,Above Thomson Bakery,Manjady,Thiruvalla-689105 camstvl@camsonline.com . Doctor's Tower Building,Door No. 14/2562, 1st floor,North of Iron Bridge, Near Hotel Arcadia Regency, Alleppey,Kerala,688001 camsalp@camsonline.com . E-3,Ground Floor,Sector 3,Near Fresh Food factory,Noida-201301 camsnoid@camsonline.com . Dev Corpora,1st Floor,Office No.102,Cadbury Junction,Eastern Express Way,Thane-400601 camsthn@camsonline.com . No.351,Icon,501,5th Floor,Western Express Highway,Andheri East,Mumbai-400069 camsdah@camsonline.com . Jiveshwar Krupa Building,Plot No.2, Ground Floor,Tilak Chowk,Harbhath Road,Sangli,Maharashtra-416416 camssgl@camsonline.com . Shop No 6, Ground Floor,Anand Plaza Complex,Bharat Nagar,Shivaji Putta Road,Jalna,Maharashtra,431203camsjpl@camsonline.com . Platinum Mall,Office No.307,3rd Floor,Jawahar Road,Ghatkopar East,Mumbai-400077 camsgkp@camsonline.com . 501 - TIARA, CTS 617, 6171-4, Off Chandavarnagar Lane, Maharashtra Nagar, Borivali - West, Mumbai - 400092 Cambsor@camsonline.com . BSEL Tech Park,B-505,Plot No.39/5 & 39/5A, Sector 30A,Opp.Vashi Railway Station,Vashi,Navli Mumbai-400705 camsvsh@camsonline.com . Aggarwal Cyber Plaza-II,Commercial Unit No-371,3rd Floor,Office No C-7,Netaji Subhash Palata,Pitampura-110034 camspit@camsonline.com . 3rd Floor, B R Complex, No.66,Door No.11A,Ramakrishna Iyer Street,Opp.National Cinema Theatre,West Tambaram, Chennai-600045 camstam@camsonline.com . Plot Number 112, First Floor, Mahatma Tower, B Block Community Centre, Janakpuri, New Delhi - 110058 camshdel@camsonline.com . First Floor, No.171, -(272) 12th Cross Road,Wilson Garden,Bangalore-560027 camsbwg@camsonline.com . A-111,First Floor,R K Casta,Behind Patel Super Market,Station Road,Bharuch-392001 camsbhr@camsonline.com . No.29,Avtar Colony,Behind vishal mega mart,Karnal-132001 camsknl@camsonline.com . Office No.503,Buildmore Business Park,New Canca By pass Road,Ximer,Masera Goa-403507 Not applicable . F142, First Floor,Ghantakara Complex Gunj Bazar,Nadiala,Ujjarat,387001 camsdnl@camsonline.com . 3, Adelaide Apartment,Christain Mohala, Behind Gulshan-E-Iran Hotel,Amardeep Talkies Road,Bhusawal,Maharashtra,425201 Not applicable . A/177, Kailash Complex Opp. Khedut Cedar Gondal, Gujarat,360311 camsgdl@camsonline.com . No DU 8, Upper Ground Floor, Behind Technolect Clinic, Suvidha Complex Near ICICI Bank,Vasco,Goa,403802 Not applicable . 3/1,R.N. Mukherjee Road, 3rd Floor, Office space -3C, "Shreeram Chambers", Kolkata -700 001 Not applicable. No.158,Ravala Tower-1,Anna salai,Chennai-600002 chennai_isc@camsonline.com . No.31st Floor,Shree Parvati,Plot No.1/175,Opp. Mouli Sabhgrah,Zopodi Canteen,Savedi,Ahmednagar-414003 camsamn@camsonline.com . C/O RAJESH MAHADEV & CO SHOP NO 3,1st Floor,JAMIA COMLEX STATION ROAD BASTI PIN - 272002 cambsbt@camsonline.com . 2nd Floor,Parasia Road,Near Surya Lodge,Sood Complex,Above Nagpur CT Scan, Chhindwara,MadhyaPradesh 480001 camshch@camsonline.com . 3, Ashok Nagar, Near Heera Vatika,Chittorgarh, Rajasthan 312001 camscor@camsonline.com . Ground Floor / Belhadrapur, Near Sahara Office, Laheriaisarai Tower Chowk, Laheriaisarai, Darbhanga- 846001 camsdar@camsonline.com . 16A/63A, Pidamaneri Road, Near Indoor Stadium,Dharmapuri,Tamilnadu 636701 camsdmp@camsonline.com . House No 3140, Opp Liberty Furniture,Jammatal,Bajaj Road, Near Tower Garden,Dhule,Maharashtra 424001 camsdhu@camsonline.com . 1/13/196A,Civil Lines,Behind Tripati Hotel,Faizabad,Uttarpradesh-224001 camsfzd@camsonline.com . Shyam Sadan,First Floor,Plot No.120, Sector 1/A, Gandhinaham-370201 camsgdm@camsonline.com . Pal Complex, 1st Floor,Opp. City Bus Stop,SuperMarket,Gulbarga,Karnataka 585101 camsglg@camsonline.com . MOUZA-BASUDEPUR, J.L. No. 126, Haldia Municipality, Ward No 10, Durgachak, Haldia - 721602 camshdl@camsonline.com . Durga City Centre, Nainital Road, Haldwani, Uttarakhand-263139 camshdw@camsonline.com . D-78, First Floor,New Durga Bazar,Near Railway Crossing,Himmatnagar,Gujarat 383001 camshim@camsonline.com . Near Archies Gallery,Shimla Pahari Chowk,Hoshiarpur, Punjab 146001 camshsp@camsonline.com . Survey No.25/204,Attibele Road,HCF Post,Mathigiri,Above Time Kids School,Oppsite To Kuttys Frozen Foods,Hosur-635110 camshos@camsonline.com . 248, Fort Road Near Amber Hotel, Jaunpur Uttarpradesh-222001 camsjnp@camsonline.com . 1st Floor,Gurunank dharmakant,Jabalpur Road,Bargawan,Katni,MadhyaPradesh 483501 camskat@camsonline.com . Shop No: 11 - 2 - 31/3, 1st floor,Phillips Complex,Balajinagar, Wyrda Road,Near Baburao Petrol Bank,Khammam,Telangana 507001 camskmm@camsonline.com . Daxhinagar Abason,Opp Lane of Hotel Kalinga,SM Pally,Malda,Westbengal 732101 camsmld@camsonline.com . Shop No-A2,Basement floor, Academy Tower,Opposite Corporation Bank,Manipal,Karnataka 576100 camsmpl@camsonline.com . 159/160 Vikas Bazar Mathura Uttarpradesh-281001 camsmtr@camsonline.com . No.9, New Town,Opp.Jaswal Hotel,Daman Building,Moga-142001 camsmog@camsonline.com . 156A / 1, First Floor, Lakshmi Vilas Building,Opp. To District Registrar Office, Trichy Road,Namakkal,Tamilnadu 637001 camsmnk@camsonline.com . Gopal Trade center,Shop No.13-14,3rd Floor,Nr.BK Mercantile bank,Opp.Old Gunj,Palanpur-585001 camspal@camsonline.com . Plot No C-7, 1st, Anand Nagar Complex Opposite Mat Lal Nehru Stadium SAI Hostel Jail Road Rae Bareilly Uttar pradesh -229901 camsmrae@camsonline.com . No 59 A/1, Railway Feeder Road,(Near Railway Station)RajapalayamTamilnadu-626117 camsrjp@camsonline.com . Daffria & Co.No.18, Ram Bagh, Near Scholar's School,Rattiam, MadhyaPradesh 457001 camsrhm@camsonline.com . Orchard Tower,Gr Floor,Gala No.06,S.No.301/Palki 1/2,Nachane Municiple Aat,Arogya Mandir,Nachane Link Road,At,Post,Tal Ratnagiri Dist.Ratnagiri-415612 camsrng@camsonline.com . 22, Civil Lines, Ground Floor,Hotel Krish Residency,Roorkee,Uttarakhand247667 camsrke@camsonline.com . Opp. Somani Automobiles S Bhagwanjani Sangar, Madhya Pradesh 470002 cam s s a g @ c a m s o n l i n e . c o m . Billjipura, Near Old Dist Hospital, Jai Road, Shahjahanpur Uttarpradesh-242001 camsshp@camsonline.com . Ground Floor of Ce Deepak Gupta,, M & G Complex, Bhawna marg, Beside Over Bridge,bansal Cinema Market, Sirda Haryana,125055 camssrs@camsonline.com . Suraj Nagar Near Arya Kanya School Sitapur Uttarpradesh-261001 camstsp@camsonline.com . 1st Floor, Above Sharma General Store,Near Sanki Rest house, The Mall,Soan, Himachal Pradesh 173212 camssln@camsonline.com . Door No 4-4-96,First Floor,Vijaya Ganopathi Temple Back Side, Nanubala Street, Srikkulam, AndhraPradesh 532001 camssrk@camsonline.com . 967, Civil Lines Near Pant Stadium Sultapur Uttarpradesh-228001 camssul@camsonline.com . Shop No.12,M.D. Residency,Swasik Cross Road,Surendranagar - 363001 camssng@camsonline.com . Bangiya Vidyalaya Road, Near Old post office, Durgabari, Tinsukia, Assam, Pin - 786125 camstin@camsonline.com . 4B/A16, Mangal Mall Complex,Ground Floor,Mani Nagar,TuticorinTamilnadu-628003 camstcn@camsonline.com . Adjacent to our existing Office at 109, 1st Floor, Siddhi Vinayak Trade Centre, Shahid Park, Ujjain - 456010 camsjnj@camsonline.com . Pushpam, Tilakwadi,Opp. Dr. Shrotri Hospital,Yavatmal,Maharashtra 445001 camsvav@camsonline.com . No.15-31-2M-1/4, 1st floor,14-A-MIG,KPHB colony,Kukatpally,Hyderabad-500072 camshyb@camsonline.com .

MUTUAL FUND INVESTMENTS ARE SUBJECT TO MARKET RISKS, READ ALL SCHEME RELATED DOCUMENTS CAREFULLY.

QUICK CONNECT



<https://navi.com/mutual-fund>



Toll free : 1800 203 2131



mf@navi.com